



Product Catalog



Together,
We Create
Wonder





As a kid, you saw every piece of playground equipment as an opportunity; there were no limits to your imagination, or the fun you could have.

You slid deep into the sea and explored underwater caverns. You swung your way across the jungle, racing spider monkeys through the trees. You climbed your way to the stars and admired the view below.

As the masters of theme, we invite you to experience that childhood wonder once again.

Regardless of age or ability, our products engage and inspire by creating an escape from the everyday. We believe that by providing opportunities for imaginative play, kids can not only develop the life skills they need to thrive, but communities can grow stronger and more connected.

Let your inner child guide you, and discover all that we can build together.



12

Featured Products

Gallery

26



40

Play Structures

- 92** Early Childhood
- 112** Components
- 160** Independent Events
- 186** Site Amenities
- 192** Warranty
- 194** Quality
- 196** Index
- 198** Colors

Little Tikes Commercial is proud to partner with some of the most impactful non-profit organizations dedicated to making a difference in communities around the world—like yours! By working together to cultivate inclusion, donate playgrounds, and fund childhood cancer research, we can create a more magical, playful, and thoughtful tomorrow.



Unlimited Play is a non-profit organization that assists in planning, designing, and building fully accessible playgrounds that allow children of all ability levels to play together.



Kids Around the World is a non-profit organization that refurbishes pre-loved playground equipment and supplies it to those in need, providing hope and transforming communities through play.



Inspired by Alexandra "Alex" Scott, Alex's Lemonade Stand Foundation funds research, raises awareness, and supports families affected by childhood cancer.



Unlimited Play is the premier, non-profit organization that provides universally accessible playgrounds for people of all ages and abilities. By rallying communities around a higher set of values and common cause, these playgrounds cultivate greater empathy, respect, and dignity among the next generation.

Since beginning our partnership in 2016, we've embarked on countless initiatives together. Not only do we design inclusive equipment and play spaces—we collaborate on special programs for customers like you. We offer the new Unlimited Play Curriculum for all grade levels, supporting educators as they use inclusive playgrounds as a resource in their lesson plans. And, also new this year, we offer inclusive playgrounds the chance to become an UP North American Showcase Site.



Unlimited Play Curriculum

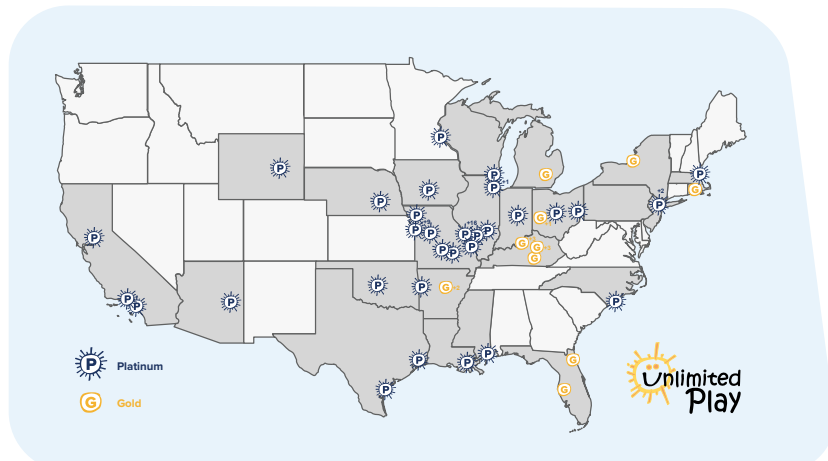
Guide educators on how to foster inclusion among all their students. Available for all grade levels (K-3, 4-6, and above), each curriculum is full of age-appropriate activities that empower students to connect with their community.

All lessons meet the 5 National Standards for Physical Education and the 8 National Standards for Health, as well as support the 11 Principles of Character Education.

UP North American Showcase Sites

Communities that commit to building a Platinum or Gold level playground will receive unprecedented support throughout the entire process from Unlimited Play—including marketing, fundraising, and outreach assistance.

Contact your local representative to learn how your playground can become an UP North American Showcase Site for no additional fees!



Visit LittleTikesCommercial.com/Unlimited-Play to discover more about our partnership.



Kids Around the World (KATW) is a non-profit organization dedicated to creating wonder and joy in underprivileged communities worldwide. With over 1,200 playgrounds across 70 countries, KATW transforms lives by bringing the gift of play where it's needed most. The process involves sourcing playgrounds in the states, refurbishing them with care, and then delivering these vibrant play spaces to communities longing for hope. For most children, this marks their first encounter with a playground.

Transforming communities and kids around the world!



Find out more about our partnership at LittleTikesCommercial.com/KATW



Little Tikes Commercial team leaders at the 2022 playground build in Belize.



Team members at the 2023 playground build in the Dominican Republic.

Partners in Play

Alex's Lemonade Stand



Founded in 2005 by the parents of Alexandra "Alex" Scott, Alex's Lemonade Stand Foundation (ALSF) raises awareness and funds impactful research for childhood cancer, as well as supports families affected by it. After partnering together in 2015, Little Tikes Commercial created Alex's Lemonade Stand Panel, which honors Alex's original lemonade stand that raised over \$1 million towards finding a cure for childhood cancer and inspires other kids to follow in her footsteps. With every panel sold, Little Tikes Commercial donates \$100 to the ALSF's mission.



Learn more about our partnership at LittleTikesCommercial.com/ALSF



Featured Products

- 14 NU-Edge® Trellix™
- 16 NU-Edge® Birch Collection
- 18 Tot Builders™
- 20 Spring Riders & Post Toppers
- 21 Post Players
- 22 Unlimited Play® Inclusive and Communication Boards
- 23 Multi-User Swing & Shade over Swings
- 24 Custom



NU-Edge® Takes On New Heights

Inspire your community with NU-Edge® Trellix! At 23' (7.01m) tall, this towering wonder combines the benefits of natural adventure and urban design to create a one-of-a-kind experience full of growth, engagement, and fun. From a rope maze that challenges kids to develop their skills to a hangout spot that fosters new friendships, NU-Edge Trellix has all of the activity and play opportunities your playground needs.



Image shown is conceptual. Final design is subject to change at time of product release.



Sprouting a NU-Edge® of Imagination

NU-Edge® Birch plants seeds of adventure in kids ages 5 to 12 years old. By fusing modern design with natural aesthetic, this collection encourages kids to discover new skills and experience life-long growth like never before. From crossing a troll's bridge to starting a campaign to save the trees, these components open up opportunities for kids to choose the path their play takes for themselves.

Combine NU-Edge Birch with Kid Builders®, Play Builders®, or other NU-Edge products to build an even greater garden of possibilities in your neighborhood.

To explore more NU-Edge®, visit LittleTikesCommercial.com/NU-Edge



Birch Bridge

Cross into a wooded wonderland with Birch Bridge! With barriers featuring birch branches and leaves on either side, this arched, 8' (2.44m) bridge takes kids wherever they'd like to go, from grandmother's house to a magical world of their own design.



Birch Counter Panel

Budding entrepreneurs can use Birch Counter Panel as an organic outlet to exchange forest finds with fairies, hand out saplings to gardeners—whatever they'd like! This component not only inspires an abundance of imaginative play scenarios, but also immerses kids in the play using thematic perforated steel construction and sheet plastic leaf detailing.



Birch Climber

Inspired by the fun of treehouses, this climber features birch branch designs throughout its perforated steel construction along with leaf-shaped hand and footholds. Available in heights of 48" (1.22m), 64" (1.63m), 72" (1.83m), and 96" (2.44m), this climber makes for a versatile component ideal for any playground looking to add natural aesthetic to its landscape.



Birch Barrier

Perfect for a game of hide-and-seek, this barrier's perforated steel construction gives kids the excitement of "hiding" behind birch branches while reassuring caregivers of safety through providing clear sightlines. Sheet plastic leaves complete the thematic look, making this panel double as the perfect background to any adventure kids have in store.



Birch Transfer Station

A playground necessity, Birch Transfer Station introduces kids to the imaginative landscape that awaits. Steps with perforated steel barriers on either side establish a natural theme for kids' narratives through birch branch designs and sheet plastic leaves.



Birch Canopy

Inspire wonder on your playground with Birch Canopy! This charming post-topper dapples sunlight like real trees through leaf-shaped cutouts while still casting shade.

Tot Builders™

Created especially for children ages 6 months to 5 years old, our expanded Tot Builders collection nurtures young imaginations and facilitates key skill development. From the friends of Barnyard to the activity of Calvin's Apple, each piece immerses children in a world of discovery, growth, and fun.

To learn more about our new Tot Builders, see page 94 or visit LittleTikesCommercial.com/Tot-Builders

Spring Riders and more!

Featured Products

Spring Riders


Bounce your way to new friendships with our latest Spring Riders! Kids can explore the wild west or help around the farm as they trot with Horse, strut with Chicken, roam with Sheep, and steer Truck. Coil and C springs are available, making this equipment an easy, versatile addition that can turn any play space magical.



Horse Spring Rider



Truck Spring Rider



Sheep Spring Rider



Chicken Spring Rider

Post Toppers

Our new Post Toppers incorporate the wonders of nature into your playground's design: Pine Tree encourages deep discoveries, Flower plants a new perspective, Butterfly inspires adventure, and Leaf invites everyone to go wherever the wind takes them! Colors can be chosen from any of our plastic color options, allowing you to catch the eyes and imaginations of kids and caregivers alike.



Post Players

With Post Players, posts become more than just a structural necessity—they turn into a beacon for imaginative play! Experience greater fun and inspire wonder in every corner of your play space by incorporating these playful new additions into your design.

Melody Wheel

Spin the wheel to produce a playful melody.




Double Bells

Move the ringer to the bell for a pleasant chime.



Tongue Drum

No—don't lick it! Use your palms to create your own rhythm.




Maracas

Get spinning to produce a rattle that's sure to shake things up.



Double Chimes

Flick each switch to produce a sweet note.





Together with Unlimited Play, Little Tikes Commercial works to transform your play space into a resource that connects your entire community. We consulted with experts to create the Unlimited Play Communication and Inclusive Boards, helping friends and families of all ability levels interact more easily with one another. The resulting play and relationships that form can impact your community for generations to come.



Communication Board

Help all visitors communicate effectively with descriptive words commonly used throughout the playground. From instructional graphics on American Sign Language to easily identifiable imagery, this board allows for greater understanding, increased communication skills, and more meaningful interactions among your community members.



Inclusive Board


By listing both the elements and benefits of play, this board encourages all visitors to take a deeper look at their activity. Each category—sensory, physical, cognitive, and social—lists corresponding opportunities that can be found throughout the playground, so those looking to focus on developing a particular skill may do so with ease.

Learn more about the ways Unlimited Play can help your community—contact your local representative for information about the Unlimited Play curriculums and our UP North American Showcase Sites.





Multi-User Swings

Our Multi-User Swings foster greater connections between community members. As families and friends enjoy the breeze and build their vestibular systems, they'll create unforgettable, lifelong memories together. Multi-User Swing options include Basket Swing, Raft Swing, Tire Swing, and our Generation Swing Seat.



Shade Over Swings

Designing your play space with shade over swing sets helps make your play space more effective and inclusive for your community. The protection from the sun keeps kids playing longer on hot summer days, and it offers anyone affected by too much sun a fun, shady retreat to play in with their friends. 2-, 4-, and 6-unit options are available. Fire-resistant shade fabric is available, as well as swings with or without Anti-Wrap. Shades and swings may be used together in any combination.



Play is in the Details

As masters of theme, we're dedicated to building a play space that reflects the uniqueness of your community. With Little Tikes Commercial's Custom Design Studio, this can come in all forms; flowers that tower towards the sun, a hidden graphic to surprise young explorers, or even a mascot from your local sports team. We'll work with you throughout the entire process and guide you on the path of bringing your vision to life. We can't wait to discover the wonder that awaits!

Visit LittleTikesCommercial.com/Custom to learn more.

Peyton Parker Lane Playground York, Nebraska



Building Belonging

Spearheaded by families who have experienced the importance of inclusion and accessibility firsthand, the creation of Peyton Parker Lane Playground has inspired the entire community of York, Nebraska and beyond.

Continued on page 28.

Peyton Parker Lane Playground

Inspiration Gallery


The new play space allows kids of all ages and ability levels to experience the magic of playing together. The Quiet Grove provides a place to rest and refocus for anyone overstimulated by the ongoings of the playground, while accessible and sensory play equipment ensure that everyone has a play event they can enjoy.

“It’s a place that everybody belongs,” said Julie Hoffman, Project Manager at Unlimited Play and mother of Peyton and Parker Hoffman. “Everybody has a place here, and friendships can be cultivated that might not otherwise be cultivated.”

To give those with and without mobility devices the chance to play together, parallel play opportunities are located throughout the outdoor-themed playground. Not only is this beneficial for the kids of the community—caregivers who have prosthetics or use wheelchairs can now enjoy interacting with their children more easily.

“I hope families that come here get to experience what ‘normal’ families get to experience every time they go somewhere,” said April McDaniel, mother of Lane McDaniel. “That’s a feeling of belonging. It’s a feeling of joy, and it’s a feeling of not having to leave someone behind.”

The playground draws in families from across Nebraska, offering those who have never had the ability before to finally experience the wonder, laughter, and growth of play with their loved ones.



Peyton Parker Lane Playground

Inspiration Gallery





Veteran's Park
Redondo Beach, California


Representative: Pacific Park & Play






Jim Blair Community Center
Columbia, Kentucky

*Representative:
Bluegrass Recreation
Sales and Installation*






Lucas & Friends Backyard Playground
Perryville, Missouri

Representative: All Inclusive Rec





Central-70 Cover Park
Denver, Colorado

Representative: Recreation Plus



Bonnie Grimes Elementary School
Rogers, Arkansas

Representative: Hahn Enterprises Inc.



Play Structures

Whether you buy them outright or use them as inspiration, our predesigned Play Structures are perfect for anyone unsure of where to start when it comes to designing their play space. Play Structures are grouped by product line, ensuring that you can easily find the age-appropriate equipment you're looking for. If you don't see anything that inspires you or if you would like to add personal touches to the design, our Custom Design Studio is ready to help.



42

NU-Edge®

Ages: 2-5, 5-12 (18 mos-5, 5-12 CSA)

NU-Edge play systems are designed around the striking dichotomies of natural/urban materials and modern/rustic design.



60

PlayStax®

Ages: 5-12 (5-12 CSA)

Modular and stackable, with a cool, kid-built aesthetic! Compatible with NU-Edge and Kid Builders.



82

SkyBuilders®

Ages: 5-12 (5-12 CSA)

Conquer new heights and add some thrill with our 5" (0.127m) post and tower play system, compatible with Kid Builders® components.



64

Kid Builders®

Ages: 2-5, 5-12 (18 mos-5, 5-12 CSA)

Our best-selling play structures, Kid Builders feature a 5" (0.127m) post and steel clamp system and massive array of play activities (over 500)!



86

Play Builders®

Ages: 2-5, 5-12 (18 mos-5, 5-12 CSA)

Don't let the 3.5" (0.089m) post fool you—this Direct Connect play system is just as durable and fun, with budget-friendly options for all.

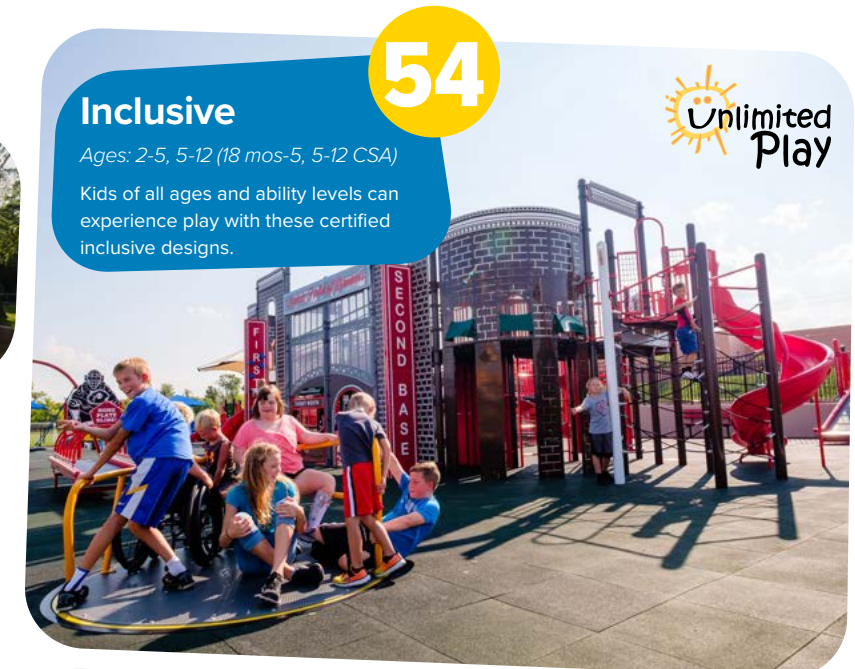


70

Kid Builders® Themed

Ages: 2-5, 5-12 (18 mos-5, 5-12 CSA)

Imagination becomes reality with structures that establish all kinds of destinations for kids to discover and explore.



54

Inclusive

Ages: 2-5, 5-12 (18 mos-5, 5-12 CSA)

Kids of all ages and ability levels can experience play with these certified inclusive designs.



76

NRG Kinetics™ & NRG Freestyle

Ages: 5-12 (5-12 CSA)

Build your own ground-level fitness challenge course and make physical activity fun with our deckless play systems.



74

Gelefish®

Ages: 5-12 (5-12 CSA)

Dive into a world of imagination. Compatible with Kid Builders activities, Gelefish adds a lofty, modern look and plenty of shade.



90

MaxPlay®

Ages: 2-5, 5-12 (18 mos-5, 5-12 CSA)

Pre-configured and ready-to-go—just choose your color palette! These structures are a play-rich solution for any space or budget.




Jim Blair Community Center
Columbia, Kentucky

Representative: Bluegrass Recreation Sales and Installation

Bringing Nature to the Playground

We've recreated the look and feel of nature using Naturtek®, a realistic imitation exclusive to Little Tikes Commercial. The patented composite resin can withstand natural exposure to heat, cold, water, and sun, and never needs touching up since color is infused throughout the material. Its lightweight yet durable composition and easy maintenance make it an ideal (and cost-effective!) playground solution.



 Look for this symbol for our exclusive Naturtek® products starting on page 115.



NU-Edge® NE23-73438

Ages: 5-12, 5-12 CSA Events: 25 Users: 92 Use Zone: 57' 1" x 54' 5" (17.40m x 16.59m) Weight: 11947 lb (5418 kg)



NU-Edge® NE23-73436
Ages: 5-12, 5-12 CSA Events: 12 Users: 68
Use Zone: 45' 0" x 45' 9" (13.72m x 13.94m) Weight: 9275 lb (4206 kg)



NU-Edge® NE24-74025
Ages: 5-12, 5-12 CSA Events: 15 Users: 81
Use Zone: 48' 5" x 50' 9" (14.76m x 15.47m) Weight: 9569 lb (4340 kg)



NU-Edge® NE22-73168
Ages: 5-12, 5-12 CSA Events: 13 Users: 55
Use Zone: 46' 1" x 35' 10" (14.05m x 10.92m) Weight: 7293 lb (3307 kg)



NU-Edge® NE23-73435
Ages: 5-12, 5-12 CSA Events: 18 Users: 64
Use Zone: 51' 11" x 37' 10" (15.82m x 11.53m) Weight: 8272 lb (3751 kg)



NU-Edge® NE20-71853


Ages: 5-12, 5-12 CSA Events: 22 Users: 76
Use Zone: 57' 7" x 45' 8" (17.55m x 13.92m) Weight: 5568 lb (2525 kg)



NU-Edge® NE23-73439

Ages: 5-12, 5-12 CSA Events: 18 Users: 90
Use Zone: 55' 7" x 34' 6" (16.94m x 10.52m) Weight: 12001 lb (5443 kg)

Winter Hill Innovation School
Somerville, Massachusetts






NU-Edge® NE22-73167
Ages: 5-12, 5-12 CSA Events: 17 Users: 82
Use Zone: 61' 5" x 47' 0" (18.72m x 14.32m) Weight: 11059 lb (5015 kg)



NU-Edge® NE24-74024
Ages: 5-12, 5-12 CSA Events: 24 Users: 121
Use Zone: 44' 1" x 71' 6" (13.44m x 21.79m) Weight: 12403 lb (5625 kg)



NU-Edge® NE24-74023
Ages: 5-12, 5-12 CSA Events: 25 Users: 108
Use Zone: 60' 10" x 54' 8" (18.54m x 16.66m) Weight: 13926 lb (6316 kg)



NU-Edge® NE24-74022
Ages: 5-12, 5-12 CSA Events: 16 Users: 75
Use Zone: 48' 7" x 46' 11" (14.81m x 14.30m) Weight: 10960 lb (4971 kg)



NU-Edge® NE24-74027

Ages: 5-12, 5-12 CSA Events: 15 Users: 72
Use Zone: 51' 5" x 47' 5" (15.67m x 14.45m) Weight: 9737 lb (4416 kg)



NU-Edge® NE24-74028

Ages: 2-12, 18 mo-12 yr CSA Events: 11 Users: 43
Use Zone: 28' 11" x 43' 8" (8.81m x 13.31m) Weight: 5744 lb (2605 kg)

Scottsdale Bible Church
Cave Creek, Arizona

Representative: Arizona Recreation Design, Inc.





Through our partnership with Unlimited Play, we open up new possibilities for kids of all ages and abilities with innovative, inclusive designs that exceed ADA requirements. The following such structures offer easy play solutions for your entire community, inspiring the next generation to learn and grow together. Discover more about planning and building an inclusive play space by contacting your local representative.

Stop by LittleTikesCommercial.com/Unlimited-Play for more information about our partnership.



Browse inclusive products from our partnership with Unlimited Play!
See Components on page 133, and Independent Events on page 178.

Frontier Park
Show Low, Arizona

Representative: Arizona Recreation

Inclusive

Play Structures

To eliminate the guesswork you may face in your project, we offer two levels of certified inclusive playground designs: Platinum and Gold.



Platinum playgrounds are fully inclusive, from the type of surfacing to the accessibility of the highest point. These designs promote parallel play, so kids of all abilities can play side-by-side across three levels of climbing challenge. Sensory experiences are also featured via play panels and safety rails. Platinum playgrounds are perfect for those looking to achieve large inclusive dreams.



Gold playgrounds feature a structure with accessibility to the first or second deck, and transfer stations to the slides for visitors using mobility devices. These designs also encourage parallel play with three-levels of climbing challenge as well as sensory play panels and safety rails. Gold playgrounds are best suited for those working with a limited footprint or budget.



Unlimited Play® UP23-73449
 Ages: 5-12, 5-12 CSA Events: 27 Users: 94
 Use Zone: 60' 3" x 55' 0" (18.36m x 16.76m) Weight: 12620 lb (5723 kg)



Unlimited Play® UP23-73446
 Ages: 5-12, 5-12 CSA Events: 48 Users: 218
 Use Zone: 96' 6" x 63' 6" (29.41m x 19.35m) Weight: 21856 lb (9912 kg)



Unlimited Play® UP23-73447
 Ages: 5-12, 5-12 CSA Events: 33 Users: 174
 Use Zone: 72' 8" x 63' 2" (22.15m x 19.25m) Weight: 18843 lb (8546 kg)



Unlimited Play® UP23-73443
 Ages: 5-12, 5-12 CSA Events: 24 Users: 95
 Use Zone: 57' 9" x 50' 7" (17.60m x 15.42m) Weight: 12397 lb (5622 kg)

All Platinum and Gold playground designs are eligible to become an UP North American Showcase Site for no additional fees. Contact your local representative to learn more!



Unlimited Play® UP23-73444
Ages: 5-12, 5-12 CSA Events: 37 Users: 204
Use Zone: 79' 3" x 82' 6" (24.15m x 25.14m) Weight: 20376 lb (9241 kg)



Unlimited Play® UP23-73442
Ages: 5-12, 5-12 CSA Events: 44 Users: 225
Use Zone: 71' 4" x 98' 5" (21.74m x 30.00m) Weight: 26775 lb (12143 kg)



Unlimited Play® UP23-73451
Ages: 5-12, 5-12 CSA Events: 44 Users: 219
Use Zone: 72' 10" x 74' 6" (22.20m x 22.71m) Weight: 23325 lb (10578 kg)

See page 100 to browse our all-new inclusive designs for Early Childhood!




Mt. Zion Church
Golden, Colorado

Representative: Recreation Plus


PlayStax®






 **PlayStax® PS24-74029**
Ages: 5-12, 5-12 CSA Events: 20 Users: 54
Use Zone: 49' 11" x 52' 2" (15.21m x 15.90m) Weight: 11198 lb (5078 kg)




 **PlayStax® PS22-73170**
Ages: 5-12, 5-12 CSA Events: 14 Users: 67
Use Zone: 44' 5" x 41' 10" (13.54m x 12.75m) Weight: 7953 lb (3607 kg)



 **PlayStax® PS20-71839**
Ages: 5-12, 5-12 CSA Events: 8 Users: 74
Use Zone: 40' 6" x 39' 10" (12.34m x 12.14m) Weight: 7602 lb (3448 kg)



 **PlayStax® PS23-73434**
Ages: 5-12, 5-12 CSA Events: 25 Users: 124
Use Zone: 64' 6" x 61' 1" (19.66m x 18.62m) Weight: 17151 lb (7778 kg)

Kid Builders®

Huizenga Park
Zeeland, Michigan

Representative: Great Lakes Recreation Company



Kid Builders® KB23-73453
Ages: 5-12, 5-12 CSA Events: 20 Users: 98
Use Zone: 50' 3" x 54' 2" (15.32m x 16.51m) Weight: 11611 lb (5266 kg)



Kid Builders® KB24-74033
Ages: 5-12, 5-12 CSA Events: 21 Users: 93
Use Zone: 51' 9" x 42' 6" (15.77m x 12.95m) Weight: 10655 lb (4832 kg)




Kid Builders® KB23-73454
Ages: 5-12, 5-12 CSA Events: 28 Users: 123
Use Zone: 51' 0" x 66' 8" (15.54m x 20.32m) Weight: 12841 lb (5824 kg)



Kid Builders® KB23-73452
Ages: 5-12, 5-12 CSA Events: 12 Users: 63
Use Zone: 48' 2" x 66' 5" (14.68m x 20.24m) Weight: 9823 lb (4455 kg)



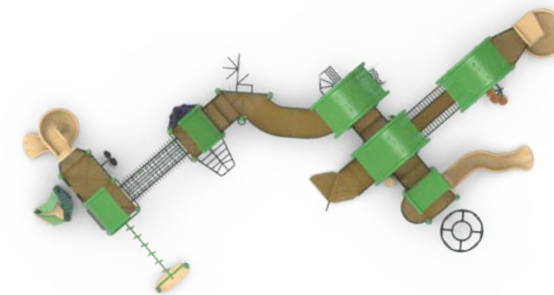
Kid Builders® KB24-74030
Ages: 5-12, 5-12 CSA Events: 15 Users: 68
Use Zone: 49' 8" x 36' 3" (15.14m x 11.05m) Weight: 8628 lb (3913 kg)



Kid Builders® KB23-73455
Ages: 5-12, 5-12 CSA Events: 10 Users: 44
Use Zone: 32' 0" x 44' 3" (9.75m x 13.49m) Weight: 5738 lb (2602 kg)



Kid Builders® KB24-74031
Ages: 5-12, 5-12 CSA Events: 12 Users: 52
Use Zone: 49' 6" x 43' 5" (15.09m x 13.23m) Weight: 8055 lb (3653 kg)



Kid Builders® KB23-73456
Ages: 5-12, 5-12 CSA Events: 22 Users: 135
Use Zone: 68' 5" x 53' 7" (20.85m x 16.33m) Weight: 13704 lb (6215 kg)

Kid Builders[®] Themed

Harvard Square HOA
Irvine, California


Representative: Pacific Park and Play





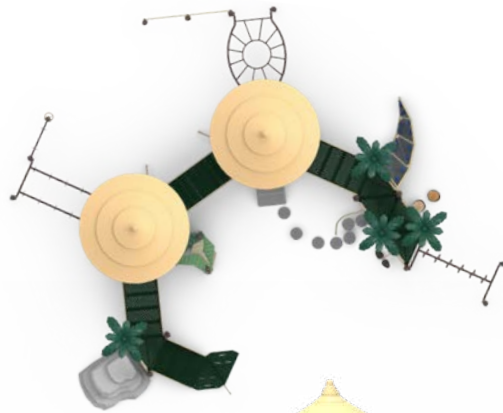

Kid Builders® KBT24-74037

Ages: 5-12, 5-12 CSA Events: 12 Users: 72
Use Zone: 39' 5" x 53' 1" (12.01m x 16.18m) Weight: 9612 lb (4359 kg)



Kid Builders® KBT23-73457

Ages: 5-12, 5-12 CSA Events: 23 Users: 93
Use Zone: 51' 0" x 66' 8" (15.54m x 20.32m) Weight: 10176 lb (4615 kg)




Kid Builders® KBT23-73458

Ages: 5-12, 5-12 CSA Events: 25 Users: 126
Use Zone: 52' 7" x 52' 3" (16.03m x 15.93m) Weight: 12807 lb (5808 kg)




Kid Builders® KBT24-74038

Ages: 5-12, 5-12 CSA Events: 20 Users: 87
Use Zone: 51' 4" x 44' 4" (15.65m x 13.51m) Weight: 10191 lb (4622 kg)



Gelefish®



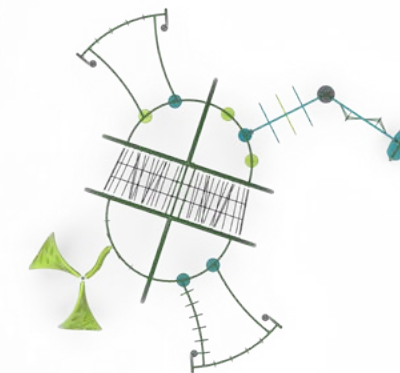
Gelefish GF20-71901

Ages: 5-12, 5-12 CSA Events: 14 Users: 68
Use Zone: 51' 6" x 44' 2" (15.70m x 13.46m) Weight: 7059 lb (3201 kg)



Gelefish GF20-71900

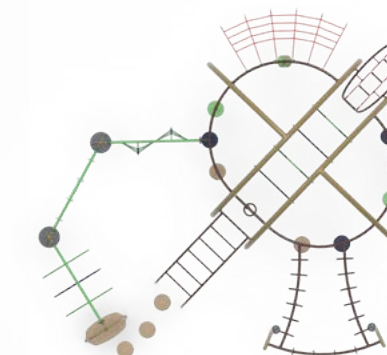
Ages: 5-12, 5-12 CSA Events: 24 Users: 74
Use Zone: 56' 3" x 47' 5" (17.14m x 14.45m) Weight: 10754 lb (4877 kg)



NRG Kinetics™ NRG23-73461

Ages: 5-12, 5-12 CSA Events: 7 Users: 49

Use Zone: 42' 2" x 43' 0" (12.85m x 13.11m) Weight: 2026 lb (919 kg)



NRG Kinetics™ NRG23-73463

Ages: 5-12, 5-12 CSA Events: 13 Users: 43

Use Zone: 38' 10" x 44' 2" (11.84m x 13.46m)



NRG Kinetics™



NRG Kinetics™ NRG24-74046

Ages: 5-12, 5-12 CSA Events: 8 Users: 48

Use Zone: 43' 3" x 38' 10" (13.18m x 11.84m)



NRG Kinetics™ NRG24-74045

Ages: 5-12, 5-12 CSA Events: 6 Users: 49
Use Zone: 40' 11" x 41' 1" (12.47m x 12.52m) Weight: 4497 lb (2039 kg)



NRG Kinetics™ NRG23-73459

Ages: 5-12, 5-12 CSA Events: 11 Users: 30
Use Zone: 35' 5" x 37' 4" (10.79m x 11.38m) Weight: 1061 lb (481 kg)



NRG Kinetics™ NRG23-73464

Ages: 5-12, 5-12 CSA Events: 16 Users: 65
Use Zone: 41' 10" x 57' 6" (12.75m x 17.53m)



NRG Kinetics™ NRG23-73460

Ages: 5-12, 5-12 CSA Events: 9 Users: 60
Use Zone: 40' 1" x 53' 2" (12.22m x 16.20m) Weight: 2600 lb (1179 kg)

NRG Freestyle

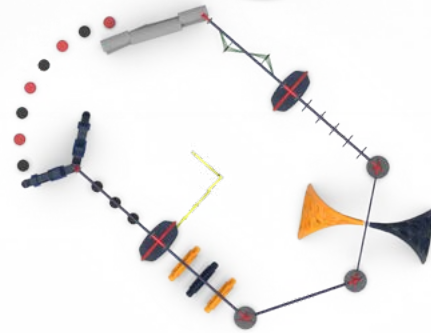
Play Structures

NRG Freestyle shares the fitness focus while allowing kids to seamlessly move between play events, encouraging confidence and developing decision-making skills. Each line is customizable, so you can choose what works best for your playground and your budget.




NRG Freestyle NRGFS23-73466

Ages: 5-12, 5-12 CSA Events: 9 Users: 48
Use Zone: 41' 5" x 31' 0" (12.62m x 9.45m) Weight: 2929 lb (1328 kg)



NRG Freestyle NRGFS23-73467

Ages: 5-12, 5-12 CSA Events: 8 Users: 34
Use Zone: 38' 4" x 36' 10" (11.68m x 11.23m) Weight: 2317 lb (1051 kg)



NRG Freestyle NRGFS23-73468

Ages: 5-12, 5-12 CSA Events: 9 Users: 46
Use Zone: 39' 7" x 31' 10" (12.06m x 9.70m) Weight: 2675 lb (1213 kg)



NRG Freestyle NRGFS23-73469

Ages: 5-12, 5-12 CSA Events: 14 Users: 39
Use Zone: 59' 9" x 30' 4" (18.21m x 9.25m) Weight: 3893 lb (1766 kg)



SkyBuilders®



SkyBuilders® SB23-73472
Ages: 5-12, 5-12 CSA Events: 15 Users: 82
Use Zone: 50' 8" x 32' 4" (15.44m x 9.85m) Weight: 11291 lb (5121 kg)



SkyBuilders® SB24-74039
Ages: 5-12, 5-12 CSA Events: 16 Users: 62
Use Zone: 24' 6" x 50' 6" (7.47m x 15.39m) Weight: 12553 lb (5693 kg)



SkyBuilders® SB23-73471
Ages: 5-12, 5-12 CSA Events: 31 Users: 153
Use Zone: 62' 5" x 48' 1" (19.02m x 14.66m) Weight: 14071 lb (6381 kg)



SkyBuilders® SB23-73473
Ages: 5-12, 5-12 CSA Events: 19 Users: 89
Use Zone: 50' 3" x 49' 10" (15.32m x 15.19m) Weight: 20047 lb (9092 kg)



SkyBuilders® SB23-73470
Ages: 5-12, 5-12 CSA Events: 24 Users: 121
Use Zone: 54' 10" x 55' 2" (16.71m x 16.81m) Weight: 19360 lb (8780 kg)



SkyBuilders® SB24-74040
Ages: 5-12, 5-12 CSA Events: 22 Users: 94
Use Zone: 58' 10" x 46' 6" (17.93m x 14.17m) Weight: 16107 lb (7305 kg)

Play Builders[®]



Carpe Diem Private Preschool - Cedar Park
Leander, Texas

Representative: *Lea Park & Play*



Play Builders® PB23-73474
Ages: 5-12, 5-12 CSA Events: 16 Users: 49
Use Zone: 34' 4" x 54' 1" (10.46m x 16.48m) Weight: 6345 lb (2878 kg)



Play Builders® PB24-74044
Ages: 5-12, 5-12 CSA Events: 20 Users: 98
Use Zone: 51' 5" x 41' 5" (15.67m x 12.62m) Weight: 9179 lb (4163 kg)



Play Builders® PB23-73477
Ages: 2-12, 18 mo-12 yr CSA Events: 16 Users: 58
Use Zone: 34' 11" x 42' 3" (10.64m x 12.88m) Weight: 5854 lb (2655 kg)



Play Builders® PB24-74043
Ages: 5-12, 5-12 CSA Events: 15 Users: 57
Use Zone: 47' 9" x 37' 6" (14.55m x 11.43m) Weight: 6854 lb (3108 kg)



Custom colors shown.



MaxPlay®

Available Color Palettes:



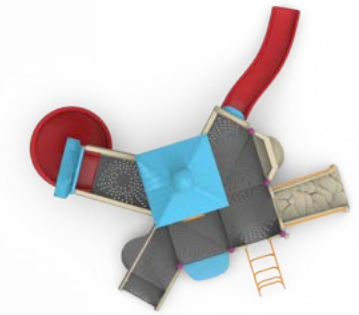
Primary



Contemporary



Natural



MaxPlay® 3
Ages: 2-5, 15 mo-5 yr CSA Events: 11 Users: 48
Use Zone: 32' 0" x 30' 0" (9.75m x 9.14m) Weight: 2944 lb (1335 kg)



MaxPlay Mini Max
Ages: 2-5, 15 mo-5 yr CSA Events: 4 Users: 22
Use Zone: 26' 1" x 23' 8" (7.95m x 7.21m) Weight: 1611 lb (730 kg)



MaxPlay® 1
Ages: 5-12, 5-12 CSA Events: 8 Users: 42
Use Zone: 29' 0" x 31' 0" (8.84m x 9.45m) Weight: 3053 lb (1385 kg)



Early Childhood

- | | | | |
|-----|-----------------|-----|------------------|
| 94 | Tot Builders™ | 106 | Sculpture Play |
| 98 | Clubhouses | 108 | Pretend Play |
| 100 | Play Structures | 110 | Clever Climbers® |

Our latest Tot Builders® additions expand our original line to places like the market, a farm, and more! Created in consultation with experts in child development and inclusion, these community-inspired designs support all six stages of play for children aged 6 months to 5 years old. As they explore the tapered lines and bright colors, they'll be developing their sensory, social, and cognitive skills.



Tot Builders® Barnyard

- 27 interactive play elements
- Learning opportunities with counting and problem-solving
- Auditory and tactile experiences
- Cubbyholes to store found treasures
- Solvable puzzle with a scrambled message



Tot Builders® Market Stand

- 11 interactive play elements
- Accessible height
- Abacus teaches counting and basic math
- Shelf to store goods and merchandise
- Spinnable wheels to inspire the imagination
- Develops communication skills

Created especially for children ages 6 months and up!



Tot Builders® Friendly Fence

- 12 interactive play elements
- Flextread crawl through
- Slidable droplets to water the flowers
- Vine-shaped handholds to help with balance
- Birdhouse with a special visitor
- Inspires collaboration with peek-a-boo holes



Tot Builders® Nutty the Squirrel

- 10 interactive play elements
- System of slopes and doors
- Clickable acorn button
- Push-and-pull blocks on Nutty's tail
- Fosters creativity



Tot Builders® Calvin's Apple

- 10 interactive play elements
- Motivates critical thinking
- Berry-shaped bell to ring
- Spinnable pear, eye, and gears
- Color wheel to identify common colors
- Mirror to develop self-recognition



Tot Builders® Perch Perfect

- 3 interactive play elements
- Textured, nature-themed shakers
- Encourages caregiver interaction
- Instills independence

PRODUCT	ITEM	AGES	CHILD CAPACITY	USE ZONE	WEIGHT
Tot Builders® Barnyard	LT0900	6-23 mo, 2-5 yr, 18 mo-5 yr CSA	11	-	409 lb (185 kg)
Tot Builders® Calvin's Apple	LT0903	6-23 mo, 2-5 yr, 18 mo-5 yr CSA	4	-	90 lb (41 kg)
Tot Builders® Friendly Fence	LT0902	6-23 mo, 2-5 yr, 18 mo-5 yr CSA	6	-	83 lb (38 kg)
Tot Builders® Market Stand	LT0901	6-23 mo, 2-5 yr, 18 mo-5 yr CSA	6	-	325 lb (147 kg)
Tot Builders® Nutty the Squirrel	LT0904	6-23 mo, 2-5 yr, 18 mo-5 yr CSA	4	-	97 lb (44 kg)
Tot Builders® Perch Perfect	LT0905	6-23 mo, 2-5 yr, 18 mo-5 yr CSA	4	17' 0" x 18' 0" (5.18m x 5.49m)	58 lb (26 kg)

Created especially for children ages 2-5 years!



*Patent D943698



Tot Builders® Playhouse

- Packed with many of the features of a real house, such as a mail slot, doorbell, grill, and clock, but without the mortgage



Tot Builders® Community Helpers with Tunnel

- Patent-pending design that gives kids a stage to emulate everyday heroes
- 12 interactive play elements
- Available with or without tunnel



PRODUCT	ITEM	AGES	CHILD CAPACITY	USE ZONE	WEIGHT
Tot Builders® Community Helpers with Tunnel In-ground Mount	LT0880ING	2-5, 18 mo-5 yr CSA	20	22' 10" x 29' 5" (6.96m x 8.97m)	1702 lb (772 kg)
Tot Builders® Community Helpers with Tunnel Surface Mount	LT0880SM	2-5, 18 mo-5 yr CSA	20	22' 10" x 29' 5" (6.96m x 8.97m)	1636 lb (742 kg)
Tot Builders® Playhouse In-ground Mount	LT0882ING	2-5, 18 mo-5 yr CSA	20	18' 2" x 21' 11" (5.54m x 6.68m)	855 lb (388 kg)
Tot Builders® Playhouse Surface Mount	LT0882SM	2-5, 18 mo-5 yr CSA	20	18' 2" x 21' 11" (5.54m x 6.68m)	811 lb (368 kg)
Tot Builders® Community Helpers without Tunnel In-ground Mount	LT0889ING	2-5, 18 mo-5 yr CSA	17	19' 9" x 29' 5" (6.02m x 8.97m)	1516 lb (688 kg)
Tot Builders® Community Helpers without Tunnel Surface Mount	LT0889SM	2-5, 18 mo-5 yr CSA	17	19' 9" x 29' 5" (6.02m x 8.97m)	1450 lb (658 kg)

Tot Builders® Truck

- Save the day with a friendly truck
- Includes steering wheel, bells, and more



*Patent D956884



Tot Builders® Silly Tree

- Kids can get silly with a hammock, chimes, and various creatures



*Patent D943700



Tot Builders® Chatterly

- Kids have the chance to get the scoop from the village gossip while enjoying colorful skylights



Tot Builders® Garden Crawl Tunnel

- Makes a great secret hideout, but adults can still supervise the play



Tot Builders® Garden Sensory Wall with 2 Inserts

- Kids will love taking a stroll around this garden, with peek-a-boo openings, spinning play objects, and a play insert of your choosing
- Choose 1 or 2 inserts
- Inserts sold separately



Tot Builders® Traffic Light

- Kids can practice traffic light control and color recognition with the Traffic Light

PRODUCT	ITEM	AGES	CHILD CAPACITY	USE ZONE	WEIGHT
Tot Builders® Truck In-ground Mount	LT0881ING	2-5, 18 mo-5 yr CSA	6	-	270 lb (122 kg)
Tot Builders® Truck Surface Mount	LT0881SM	2-5, 18 mo-5 yr CSA	6	-	242 lb (110 kg)
Tot Builders® Garden Crawl Tunnel In-ground Mount	LT0883ING	2-5, 18 mo-5 yr CSA	8	17' 6" x 16' 11" (5.33m x 5.16m)	254 lb (115 kg)
Tot Builders® Garden Crawl Tunnel Surface Mount	LT0883SM	2-5, 18 mo-5 yr CSA	8	17' 6" x 16' 11" (5.33m x 5.16m)	251 lb (114 kg)
Tot Builders® Garden Sensory Wall with 2 Inserts In-ground Mount	LT0884ING	2-5, 18 mo-5 yr CSA	8	-	157 lb (71 kg)
Tot Builders® Garden Sensory Wall with 2 Inserts Surface Mount	LT0884SM	2-5, 18 mo-5 yr CSA	8	-	111 lb (50 kg)
Tot Builders® Silly Tree In-ground Mount	LT0885ING	2-5, 18 mo-5 yr CSA	18	18' 1" x 23' 2" (5.51m x 7.06m)	854 lb (387 kg)
Tot Builders® Silly Tree Surface Mount	LT0885SM	2-5, 18 mo-5 yr CSA	18	18' 1" x 23' 2" (5.51m x 7.06m)	766 lb (347 kg)
Tot Builders® Traffic Light In-ground Mount	LT0886ING	2-5, 18 mo-5 yr CSA	2	-	54 lb (24 kg)
Tot Builders® Traffic Light Surface Mount	LT0886SM	2-5, 18 mo-5 yr CSA	2	-	37 lb (17 kg)
Tot Builders® Chatterly In-ground Mount	LT0887ING	2-5, 18 mo-5 yr CSA	10	-	587 lb (266 kg)
Tot Builders® Chatterly Surface Mount	LT0887SM	2-5, 18 mo-5 yr CSA	10	-	541 lb (245 kg)
Tot Builders® Garden Sensory Wall with 1 Insert In-ground Mount	LT0888ING	2-5, 18 mo-5 yr CSA	6	-	165 lb (75 kg)
Tot Builders® Garden Sensory Wall with 1 Insert Surface Mount	LT0888SM	2-5, 18 mo-5 yr CSA	6	-	121 lb (55 kg)

Clubhouses

Early Childhood

Clubhouses put some of our existing sensory panels into house-like configurations. Available with or without a floor, these panels engage kids with interactive elements they can use to develop their all-around skills. Kids can make music, feel different types of texture, and see enchanting colors on the Unlimited Play Sensory Activity Panels or on the variety of play panels.

Musical Clubhouse

- Piano Panel
- Unlimited Play Disco Party Panel
- Unlimited Play Scrambled Scales Panel
- Melody Maker Panel
- Activity Panel with Magical Music Insert
- Available with or without a floor



Sensory Clubhouse

- Unlimited Play Silly Faces Panel
- Unlimited Play Living Art Panel
- Unlimited Play Simon Says Panel
- Activity Panel with Very Buried Insert
- Activity Panel with Four-the-Win Insert
- Available with or without a floor



Variety Clubhouse

- Village Panel with Seat
- Alphabet Panel
- Braille Panel
- Unlimited Play Scrambled Scales Panel
- Activity Panel with Hypnotize Insert
- Available with or without a floor



PRODUCT	ITEM	WEIGHT
Musical Clubhouse without Floor	200203746	1343 lb (609 kg)
Musical Clubhouse with Floor	200203745	1562 lb (708 kg)
Sensory Clubhouse without Floor	200203744	912 lb (414 kg)
Sensory Clubhouse with Floor	200203743	1137 lb (516 kg)
Variety Clubhouse without Floor	200203748	927 lb (420 kg)
Variety Clubhouse with Floor	200203747	1050 lb (476 kg)
Street Scene - Play Area #1	200203751	2448 lb (1110 kg)

Street Scenes

Early Childhood

These collections of Early Childhood pieces introduce children to the idea of community by giving them a safe neighborhood at their own level to explore and learn in. Using a natural or primary color palette, these assortments of panels and structures build opportunities for problem-solving, developing communication skills and fostering collaboration.



Street Scene - Play Area #1

- Friendship Globe teaches kids about the world
- Tunnel, bench, and archway help form play narratives
- Features a wide variety of panels including Alex's Lemonade Stand, Animal Crawl Tunnel, and Village Panels
- Sensory Panels include Living Art Panel and Gear Panel
- Includes a Sand and Water Table





Our inclusive Early Childhood play structures make it easy for you to bring play to children of all ability levels in your community! From Unlimited Play Sensory Safety Rails to Together Glider, these designs inspire kids to learn and grow together, helping them to develop skills and friendships that will last the rest of their lives.

Learn more about our certified, inclusive playground designs at LittleTikesCommercial.com/Unlimited-Play.



Unlimited Play® UP24-74050

Ages: 2-5, 18 mo-5 yr CSA Events: 25 Users: 82 Use Zone: 54' 7" x 62' 9" (16.64m x 19.13m) Weight: 12409 lb (5628 kg)



Unlimited Play® UP24-74051

Ages: 2-5, 18 mo-5 yr CSA Events: 22 Users: 102 Use Zone: 74' 5" x 72' 10" (22.68m x 22.20m) Weight: 14286 lb (6479 kg)



Unlimited Play® UP24-74049

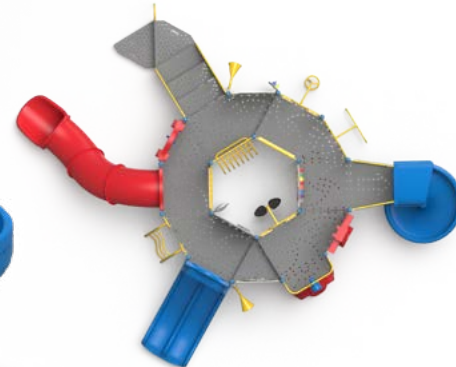
Ages: 2-5, 18 mo-5 yr CSA Events: 20 Users: 112 Use Zone: 63' 3" x 67' 10" (19.28m x 20.67m) Weight: 16451 lb (7461 kg)



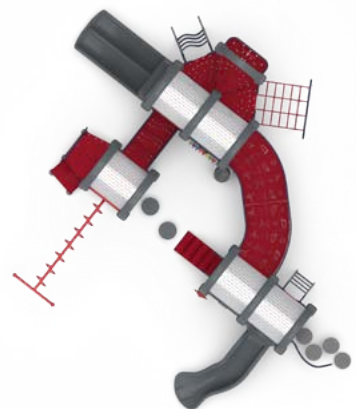
NU-Edge® NE23-73437
 Ages: 2-5, 18 mo-5 yr CSA Events: 7 Users: 32
 Use Zone: 32' 3" x 30' 2" (9.83m x 9.19m) Weight: 3474 lb (1576 kg)




NU-Edge® NE24-74026
 Ages: 2-5, 18 mo-5 yr CSA Events: 14 Users: 68 Use Zone: 44' 1" x 39' 2" (13.44m x 11.94m) Weight: 7977 lb (3618 kg)



Play Builders® PB24-74041
 Ages: 2-5, 18 mo-5 yr CSA Events: 22 Users: 75 Use Zone: 36' 5" x 34' 9" (11.10m x 10.59m) Weight: 6042 lb (2740 kg)



Play Builders® PB23-73476
 Ages: 2-5, 18 mo-5 yr CSA Events: 18 Users: 67 Use Zone: 34' 11" x 42' 3" (10.64m x 12.88m) Weight: 6850 lb (3107 kg)



Play Builders® PB24-74042
 Ages: 2-5, 18 mo-5 yr CSA Events: 12 Users: 34 Use Zone: 35' 8" x 29' 9" (10.87m x 9.07m) Weight: 5274 lb (2392 kg)

Play Structures

Early Childhood



Kid Builders® KBT24-74035

Ages: 2-5, 18 mo-5 yr CSA Events: 17 Users: 71 Use Zone: 50' 3" x 32' 2" (15.32m x 9.80m) Weight: 8469 lb (3841 kg)

Play Structures

Early Childhood



Kid Builders® KBT24-74034

Ages: 2-5, 18 mo-5 yr CSA Events: 20 Users: 51 Use Zone: 47' 10" x 37' 1" (14.58m x 11.30m) Weight: 6254 lb (2836 kg)



Kid Builders® KB24-74032

Ages: 2-5, 18 mo-5 yr CSA Events: 12 Users: 51 Use Zone: 39' 5" x 36' 3" (12.01m x 11.05m) Weight: 6205 lb (2814 kg)



Kid Builders® KBT24-74036

Ages: 2-5, 18 mo-5 yr CSA Events: 14 Users: 55 Use Zone: 43' 7" x 35' 9" (13.28m x 10.90m) Weight: 7531 lb (3415 kg)

Sculpture Play

Early Childhood



Frog Climber

Our sculpted play elements are low maintenance, UV-stable, and available in bright colors with charming details! Made out of GFRP (glass fiber reinforced polymer), these elements are lighter in weight than concrete, but are just as durable.

Sculpture Play

Early Childhood



Blue Butterfly Climber



Black Bear Tunnel Climber



Gator Climber



Bunny Climber



Ladybug Climber



Gorilla Tunnel Climber



Pufferfish Tunnel Climber



Tucson Turtle Climber



Tree Log Climber



Log Step Climber



Mushroom Path Stepper



Jungle Rock Climber



Jungle Rock Link



Hammerhead Shark Climber



Ladybug Hill Tunnel Climber



Inchworm Climber



Lumberjack Hollow Tunnel Climber



Whale Climber



Whale Tail Climber



Coral Reef Climber

PRODUCT	ITEM	AGES	CHILD CAPACITY	USE ZONE	WEIGHT
Bunny Climber	LTTP2104M	2-5, 15 mo-5 yr CSA	3	13' 10" x 15' 0" (4.22m x 4.57m)	126 lb (57 kg)
Frog Climber	LTTP2021M	2-12, 18 mo-12 yr CSA	4	16' 2" x 17' 7" (4.93m x 5.36m)	225 lb (102 kg)
Gator Climber	LTTP2017M	2-12, 18 mo-12 yr CSA	5	15' 2" x 20' 8" (4.62m x 6.30m)	109 lb (49 kg)
Inchworm Climber	LTTP2030M	2-12, 18 mo-12 yr CSA	4	13' 8" x 18' 0" (4.17m x 5.49m)	145 lb (66 kg)
Ladybug Climber	LTTP2036M	2-5, 15 mo-5 yr CSA	3	14' 9" x 16' 0" (4.50m x 4.88m)	141 lb (64 kg)
Ladybug Hill Tunnel Climber	LTTP2008M	2-12, 18 mo-12 yr CSA	5	16' 11" x 17' 11" (5.16m x 5.46m)	166 lb (75 kg)
Log Step Climber	LTTP2143M	2-12, 18 mo-12 yr CSA	4	16' 8" x 20' 0" (5.08m x 6.10m)	347 lb (157 kg)
Lumberjack Hollow Tunnel Climber	LTTP2139M	2-12, 18 mo-12 yr CSA	4	15' 10" x 18' 0" (4.83m x 5.49m)	253 lb (115 kg)
Mushroom Path Stepper	LTTP2023M	5-12, 5-12 CSA	3	16' 8" x 19' 0" (5.08m x 5.79m)	250 lb (113 kg)
Tree Log Climber	LTTP2142M	2-12, 18 mo-12 yr CSA	4	14' 3" x 18' 10" (4.34m x 5.74m)	220 lb (100 kg)

PRODUCT	ITEM	AGES	CHILD CAPACITY	USE ZONE	WEIGHT
Black Bear Tunnel Climber	LTTP2154M	2-12, 18 mo-12 yr CSA	4	16' 2" x 19' 2" (4.93m x 5.84m)	367 lb (166 kg)
Blue Butterfly Climber	LTTP2022M	2-12, 18 mo-12 yr CSA	4	18' 1" x 16' 7" (5.51m x 5.05m)	215 lb (98 kg)
Coral Reef Climber	LTTP2037M	2-12, 18 mo-12 yr CSA	5	16' 9" x 23' 0" (5.11m x 7.01m)	427 lb (194 kg)
Gorilla Tunnel Climber	LTTP2182M	2-12, 18 mo-12 yr CSA	4	16' 3" x 18' 10" (4.95m x 4.83m)	288 lb (131 kg)
Hammerhead Shark Climber	LTTP2138M	2-12, 18 mo-12 yr CSA	4	18' 0" x 18' 10" (5.49m x 5.74m)	248 lb (112 kg)
Jungle Rock Climber	LTTP2134M	2-12, 18 mo-12 yr CSA	5	16' 9" x 23' 0" (5.11m x 7.01m)	544 lb (247 kg)
Jungle Rock Link	LTTP2018M	2-12, 18 mo-12 yr CSA	4	16' 9" x 20' 4" (5.11m x 6.20m)	403 lb (183 kg)
Pufferfish Tunnel Climber	LTTP2443M	2-12, 18 mo-12 yr CSA	4	15' 10" x 18' 6" (4.83m x 5.64m)	238 lb (108 kg)
Tucson Turtle Climber	LTTP2020M	2-12, 18 mo-12 yr CSA	4	16' 7" x 18' 1" (5.05m x 5.51m)	210 lb (95 kg)
Whale Climber	LTTP2121M	2-12, 18 mo-12 yr CSA	4	17' 3" x 20' 11" (5.26m x 6.38m)	359 lb (163 kg)
Whale Tail Climber	LTTP2026M	2-12, 18 mo-12 yr CSA	3	17' 0" x 19' 0" (5.18m x 5.79m)	251 lb (114 kg)

Pretend Play

Early Childhood

Pretend Play

Early Childhood



Game Table with Seats



Triple Hoop



Harry the Hippo



Calvin the Caterpillar



Dinosaur



Floating Balance Beam



Sand and Water Table



Frog



Triceratops



Gator Walk



Play Table



Drama Village



Dragon Challenge

PRODUCT	ITEM	AGES	CHILD CAPACITY	USE ZONE	WEIGHT
Floating Balance Beam	200047433	2-12, 18 mo-12 yr CSA	2	14' 0" x 21' 0" (4.27m x 6.40m)	116 lb (53 kg)
Drama Village	200202196	2-12, 18 mo-12 yr CSA	10	19' 0" x 25' 0" (5.79m x 7.62m)	1225 lb (556 kg)
Game Table with Seats	200202305	2-12, 18 mo-12 yr CSA	4	0' 0" x 0' 0" (0.00m x 0.00m)	42 lb (19 kg)
Play Table	200093380	2-12, 18 mo-12 yr CSA	1	0' 0" x 0' 0" (0.00m x 0.00m)	65 lb (30 kg)
Sand and Water Table	200097740	2-12, 18 mo-12 yr CSA	2	0' 0" x 0' 0" (0.00m x 0.00m)	71 lb (32 kg)
Triple Hoop	200200260	2-12, 18 mo-12 yr CSA	4	0' 0" x 0' 0" (0.00m x 0.00m)	105 lb (48 kg)

PRODUCT	ITEM	AGES	CHILD CAPACITY	USE ZONE	WEIGHT
Calvin the Caterpillar	200200171	5-12, 5-12 CSA	1	16' 0" x 19' 0" (4.88m x 5.79m)	115 lb (52 kg)
Dinosaur	200023370	2-12, 18 mo-12 yr CSA	1	16' 0" x 18' 0" (4.88m x 5.49m)	61 lb (28 kg)
Dragon Challenge	200200246	5-12, 5-12 CSA	7	16' 0" x 47' 0" (4.88m x 14.32m)	400 lb (181 kg)
Frog	200043070	2-12, 18 mo-12 yr CSA	1	16' 0" x 15' 0" (4.88m x 4.57m)	67 lb (30 kg)
Gator Walk	200074145	2-12, 18 mo-12 yr CSA	1	14' 0" x 17' 0" (4.27m x 5.18m)	56 lb (25 kg)
Harry the Hippo	200200177	2-12, 18 mo-12 yr CSA	1	19' 0" x 17' 0" (5.79m x 5.18m)	145 lb (66 kg)
Triceratops	200042281	2-12, 18 mo-12 yr CSA	1	17' 0" x 16' 0" (5.18m x 4.88m)	71 lb (32 kg)



Clever Climbers - Cut Loose!

- 10 activities, 1 slide, 1 transfer station



Clever Climbers - All In!

- 11 activities, 2 slides, 1 transfer station



Clever Climbers - Jump Start!

- 9 activities, 1 slide, 1 transfer station

Available Color Palettes:




Primary



Contemporary



Natural

 These ready-to-go play structures are built just for toddlers, with interactive, social, and physical play activities. Clever Climbers are designed for easy installation, with telescoping footing to accommodate safety surfacing. All structures are compliant with CPSC, ASTM F1487, ADA, and CSA-Z614.

PRODUCT	ITEM	AGES	CHILD CAPACITY	USE ZONE	WEIGHT
Clever Climbers - All In!	200201328	2-12, 18 mo-12 yr CSA	25	28' 0" x 27' 0" (8.53m x 8.23m)	1500 lb (680 kg)
Clever Climbers - Cut Loose!	200201329	2-12, 18 mo-12 yr CSA	25	29' 0" x 26' 0" (8.84m x 7.92m)	1200 lb (544 kg)
Clever Climbers - Jump Start!	200201330	2-12, 18 mo-12 yr CSA	15	23' 0" x 22' 0" (7.01m x 6.71m)	900 lb (408 kg)



Product may vary from image shown.



Tot Tree

- Developmentally appropriate activities enhance social, cognitive, and motor skills
- Tough commercial quality
- Simple installation
- Easy to clean

PRODUCT	ITEM	AGES	CHILD CAPACITY	USE ZONE	WEIGHT
Tot Tree	200088461	6-23 mo, 2-5 yr, 18 mo-5 yr CSA	4	21' 0" x 19' 0" (6.40m x 5.79m)	435 lb (197 kg)



Components

- 114 NU-Edge® Birch Collection
- 115 NU-Edge® Climbers
- 118 Climbers
- 126 Slides
- 129 Tunnels
- 130 Bridges
- 132 Motion Play
- 133 Activity Panels
- 144 Themed Play
- 146 Overheads
- 149 Accessories
- 150 Roofs
- 153 Integrated Shade
- 154 NRG Kinetics™

NU-Edge® Birch Collection

Components



NU-Edge® Birch Climber 48" N K

- Branch design inspires play narratives
- Leaf-shaped hand and footholds
- Available in heights of 48", 64", 72", and 96"



NU-Edge® Birch Counter Panel P

- Counter fuels real-world play scenarios
- Decorative leaf details
- Accessible window height



NU-Edge® Birch Barrier N K

- Perforated construction provides visibility
- Offers backdrop for imaginative play
- Safely and aesthetically contains play space



NU-Edge® Birch Tree Canopy N K

- Leaf-shaped cutouts
- Disperses sunlight to inspire wonder
- Adds natural touch to any playground



NU-Edge® Birch Transfer Station 36" - KB N K

- Provides access to the structure
- Simple step design for easy climbing
- Railings for balance and support



NU-Edge® Birch Arch Bridge 8' - PB P

- Aesthetic barriers located on both sides
- Charmingly arched design
- Available in 8" and 4" lengths




The NU-Edge® Birch Collection can help you create a themed structure that nurtures kids' instinct to explore by introducing elements inspired by both urban and natural aesthetics.

[Learn more about our themed play structures on page 70!](#)

NU-Edge® Climbers

Components

Look for this symbol to find our Little Tikes Commercial exclusive Naturtek® products. Learn more on page 44.



NU-Edge® Clubhouse N K

- Elevated climbing challenges
- Ground-level cognitive and sensory stimulation, including built-in scavenger hunt game
- Mixed materials for "kid-built" aesthetic
- Connects to two 56" decks



NU-Edge® X Climber K



NU-Edge® Plank Climb N K

- Available in Deck-to-Deck 64" and 72" or Ground-to-Deck 64" and 72"



NU-Edge® Tree Climb with Treehouse Panel N K P

- Connects to 48", 56", or 64" decks

NU-Edge® Double Wall Climber N K

- Connects to 48", 56", or 64" decks



NU-Edge® Lumberjack Climber N K

- Available in 64" and 72" heights



NU-Edge® Culvert Climber N K P

- Connects to 24", 32", 40", or 48" decks
- Available as an Independent Event



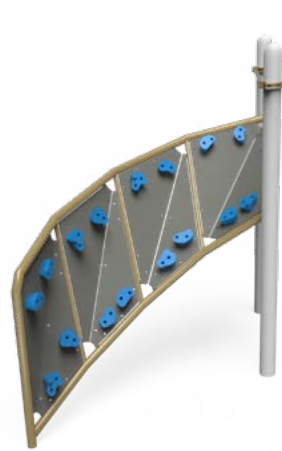
NU-Edge® Trail Climber 48" N K P

- Connects to 48", 56", 64", or 72" decks



NU-Edge® Rope Scramble N K

- Asymmetric, dynamic rope climber for physical challenge
- Faux wood and translucent shade for edgy, playful aesthetic
- Connects to 56" or 64" deck



NU-Edge® Influx Climber
 N K P



NU-Edge® Fun Rock - Medium
 N K P
 • Also available as an Independent Event



NU-Edge® Fun Rock - Large
 N K
 • Also available as an Independent Event



NU-Edge® Stacked Timber Wall
 N K
 • Also available as an Independent Event



NU-Edge® GSX with Kid Builder Link
 K
 • Available as an Independent Event
 • Connect to existing structure
 • Add the challenge of crisscrossing rope elements
 • Increase the fun with hangout spots, balancing rope elements, and steel and rope climbing events



NU-Edge® Tri-Rock
 N K P



NU-Edge® Rock Challenge Wall
 N K G P



NU-Edge® Diamond Climb
 N K P



NU-Edge® Arched Log Climber
 N K P



NU-Edge® Tree Stump Climber 40"
 N K P
 • Available in 1, 2, or 3 stumps
 • Pine available in short
 • Birch available in medium and tall



NU-Edge® Plank Bridge Climber
 N K P
 • Available in deck heights from 16" to 48"



NU-Edge® Log Slice Climber
 N K P



Climbers

Components



Tandem Net - Double

- Provides a fun, non-linear way to move between decks
- Maximum 4' deck height
- Available as Single or Double



Tandem Net - Single

- Provides a fun, non-linear way to move between decks
- Maximum 4' deck height
- Available as Single or Double



Silo Scramble with Single Enclosure

- Steel silo inside of a rope silo
- Provides a social hangout spot and a variety of play paths
- Available with Single or Double Enclosure
- Available as an Independent Event



Rope Tower

- Available in pentagon and quad for deck mount as well as freestanding



Octopus Climber



Straight Rope Climbing Wall



Curved Climbing Wall

- Deck accessed
- Also available as an Independent Event



Crazy Curtain

- Zigzag nets offer a unique environment to traverse and safe transfer to a deck
- Provides opportunities for imaginative play
- Links 2 decks between 6' and 8'
- Spacing between decks is 8"
- Explore a variety of play paths between decks



Stax Summit Climber - PB

- Choose up to 3 colors
- Connects to a 96" deck height
- Available as an Independent Event



Stax Extension Bridge Climber - KB

- Create climbing patterns between decks with a 36" height difference
- Choose from a variety of color options
- Available in ground-to-deck or deck-to-ground paths



Stax Solo Step - KB

- Accommodates 12" - 24" deck heights
- Variety of color options available
- Cutouts create additional footholds
- Available with a handle for assistance
- Available as an Independent Event



Stax Solo Step w/Handles - PB

- Accommodates 12" - 24" deck heights
- Variety of color options available
- Cutouts create additional footholds
- Available with a handle for assistance
- Available as an Independent Event



Stax Quad Climber 64" - KB

- Connects to decks with 48", 56", or 64" height
- Variety of color options available
- Cutouts offer challenging dynamic climbing experience


Add an exciting climbing experience to your play space with Stax! They're versatile components that add a fun, challenging element to any playground design. Stax feature contrasting colors to enhance imaginative play and have details in the rotomolded plastic to enhance grip. They're configurable for multiple age groups and can stand alone or connect to other structures in our PlayStax®, Play Builders®, Kid Builders®, and NU-Edge® systems.

Climbers

Components

Climbers

Components



Infinity Deck to Deck Link **K P**



Infinity Double Flex Climber **K P**



Pedal Twist **N K**
 • Simple, clean structure
 • Experience the thrill of being up high
 • Connects to 8' deck



Pedal Pod Loop **K**



Pedal Pod Climber **K P**



Pommel Climber **K P**
 • Also available with two posts



Infinity Boomerang



Infinity Single Flex Climber **K P**



Infinity High Climb **K G P**



Vertical Pedal Pod Climber **K G P**



Hula Loop **K**



4 x 4 Climber **K P**



Infinity Ground-to-Deck Climber **K P**



Infinity Axis **K P**



Infinity Wings Climber **K P**



Accordion Climber **K P**



Spiral Climber **K P**



Side Step Climber **K P**
 • Available in deck-to-deck, deck-to-freestanding, and freestanding

Climbers

Components

Climbers

Components



Cylinder Climber K



Crazy Straw Climber K



Switchback Climber K



Fire Escape Ladder K



Rung Ladder K P



Bumpy Climber K P
 • Available in ground-to-deck (shown) or deck-to-deck



Loop Climber K P



Fan Climber K G P



Sliding Pole K P



Seven Stone Climber K P



Stone Climber K P




Arch Chain Climber K P



Silo Climber K G P



Curly Climber K P



Wavy Rung Climber K G P



Snake Pole K G P



Chain Net Climber K P
 • Shown with safety loops



Ladder Panel K P



Step Ladder K P

Climbers

Components



Deck-to-Deck Incline Climber K P

• Also available in 48"



Sagging Climber K P



Wishbone Climber K P

• Available in 6' and 12' lengths



Rocky Rambler K P



Cliff Climb K P



Tilted Rock Challenge K G P




3-D Rock Challenge K



Tikes Peak Climber K P

Shown with custom shade.

- Realistic ledges offer varied hand and footholds
- Hangout spot featured inside
- Available with a mountain, lava, or snow-themed roof



Jungle Climber K P



Step Deck K

• Also available as a two step deck



Center Deck Access K

• Available in 72", 80", and 88" heights



Stairs K P

• Available in 24" and 36" heights



Transfer Station with hand loops K P



Transfer Station K P



Deck to Deck Steps K G P

Climbers

Components

Slides

Components

Slides

Components



Triple Entry Quantum II Slide K



Quantum II Slide K



Hillside Slide deck and rails K

• Contact your local representative for slide compatibility



Quantum II Spiral Slide K P



Double Entry Quantum II Slide K P



Morphous Slide K P



Hypersonic Slide K P



Colossus Slide K P



Slalom Slide K

• Grooved texture gives a unique sensory and sliding experience



Roller Slide K



Straight Tunnel Slide K P



Curved Slide K P



Double Wide Slide K P

Slides

Components



Spiral Tunnel Slide **K P**



Wave Slide **K P**



Spiral Slide



Elbow Tunnel Slide **K P**



Elbow Slide **K P**



Toddler Slide **P**
• Also available: Double Wide Toddler Slide



Stainless Steel Spiral Slide **K P**



Stainless Steel Single Slide **K P**



Stainless Steel Double Wide Slide **K P**

Tunnels


Components



Animal Crawl Tunnel **K P**



Incline Crawl Tunnel **K**




90° Crawl Tunnel **K P**




Steel Crawl Tunnel **K**




Straight Crawl Tunnel **K P**



90° Extended Crawl Tunnel **K P**



Double Crawl Tunnel **K P**



"S" Crawl Tunnel **K P**



Bridges

Components



Unlimited Play® 6' Visual Sensory Safety Rails with Ramp

- Transparent shapes, themed graphics, chimes
- Sensory play events to develop cognitive and communication skills
- Extra wide ramp
- Available in 6', 8', and 12' lengths
- Compatible with Kid Builders®



Unlimited Play® 8' Visual and Tactile Sensory Safety Rails with Ramp

- Visual, tactile, and auditory activities
- Sensory play events to develop all-around skills
- Extra wide ramp
- Available in 6', 8', and 12' lengths
- Compatible with Kid Builders®

Unlimited Play® 6' Tactile Sensory Safety Rails with Ramp

- Ringing chimes, colorful marbles, spinning rollers
- Sensory play events to develop cognitive and physical skills
- Extra wide ramp
- Available in 6', 8', and 12' lengths
- Compatible with Kid Builders®



Hoop-La® Bridge Climber

- Available in deck heights from 8" to 64"



Crazy Hoop-La® Bridge Climber

- Available in deck heights from 8" to 64"



Time Warp Bridge Climber

- Available in deck heights from 6" to 48"
- 8' span



Stax Extension Bridge Climber - KB

- Create climbing patterns between decks with a 36" height difference
- Choose from a variety of color options
- Available in ground-to-deck or deck-to-ground paths



Burmese Bridge Climber

- Available in deck heights from 16" to 24"



Cargo Bridge Climber

- Available in deck heights from 16" to 24"



Cosmic Catwalk



8' Arch Bridge with Safety Rails

- Also available in 4'
- Available in deck heights from 24" to 88"
- Available with guard rails, in deck heights from 24" to 48"



Floating Stones

- Stones float 15" above the ground



Accessible Bridge

- Available in 24" and 36" heights



90° Bridge

- Available in 24" and 36" heights



"S" Bridge

- Available in deck heights from 24" to 96"



Clatter Bridge with Guard Rails

- Available in deck heights 48" for 5-12 with guard rails and 30" for 2-5 deck heights to 96" with safety rails



Tri-Bridge

- Available in deck heights from 24" to 96"



Cat Walk

- Available in deck heights from 24" to 96"

Bridges

Components

Motion Play

Components

Unlimited Play® Panels

Components



Track Ride K P

- Available in 6', 8', 12', and 20' Straight, or in 20' Curved



Unlimited Play® Communication Board

- Features descriptive words and images
- Builds communication skills
- Double-sided option with UP Inclusive Board available



Unlimited Play® Inclusive Board

- Features elements and benefits of play
- Facilitates sensory, physical, cognitive, and social skill development
- Double-sided option with UP Communication Board available



Disco Party Panel - Deck Mount H K P

- Compatible with NU-Edge®, Kid Builders®, and Play Builders® products
- Also available as a Reach Panel style



All panels are available in Reach style, featuring shortened length for easier access.

Living Art Panel H K P

- Experience art using sight, hearing, and touch
- Available as Post Mount, Deck Mount, or Reach Panel style



Log Roll K



Spinfinity® Sitting K




Spinfinity® Standing K P



Silly Face Panel H K P

- Identify animals and build recognition skills
- Available as Post Mount, Deck Mount, or Reach Panel style



Simon Says Panel H K P

- Spin the wheel to discover what Simon Says
- Features inclusive characters and activities
- Available as a Post Mount, Deck Mount, or Reach Panel style



Scrambled Scales Panel - Deck Mount H K P

- Compatible with NU-Edge®, Kid Builders®, and Play Builders® products
- Also available as a Post Mount or Reach Panel style

Activity Panels

Components



Activity Panels with Inserts


- Interactive play activities induce wonder, discovery, and creative thinking
- Select panel frame color, then pick an Activity Panel Insert (colors as shown)

Funhouse Insert K P

- Rotate the mirror mosaic to alter the reflection of you and the world



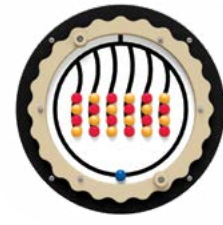
Magical Music Insert K P
 • Make your own music, or listen to preset songs by touching each button



Very Buried Insert K P
 • Rotate the sphere to shift the pebbles and reveal buried objects



Hypnotize Insert K P
 • Spin the outer ring and watch the resulting dizzying illusion



Four-the-Win Insert K P
 • Slide the caps and try to match four in a row to win



Slide & Solve Insert K P
 • Slide the tiles vertically and horizontally to solve the puzzle



A-maze-ing Insert K P
 • Turn the outer ring to direct the metal ball into the center



Braille Panel K G P

- Alphabet/number panel with clock (shown above) or object back options



Alex's Lemonade Stand K P

- Little Tikes Commercial makes a donation to Alex's Lemonade Stand, a nonprofit dedicated to fighting childhood cancer, for every panel purchased
- Now available in all paint colors



NU-Edge® Recycled Treehouse Window Panel N K P



NU-Edge® Recycled Treehouse Entry Panel N K P



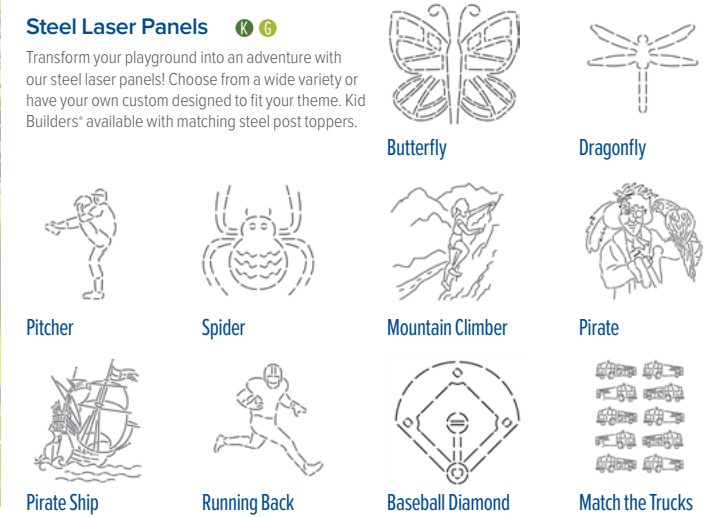
NU-Edge® Recycled Treehouse Safety Panel N K G P



Butterfly

Steel Laser Panels K G

Transform your playground into an adventure with our steel laser panels! Choose from a wide variety or have your own custom designed to fit your theme. Kid Builders® available with matching steel post toppers.



Picture Communication Symbol Panel K G P

- Inclusive feature helps people with speech/language disabilities
- Choose 6 of an available 22 symbols
- Developed in conjunction with Mayer-Johnson
- Also available as a Double Sided Routed Panel with Sign Language



Sign Language Panel K G P



Crawl Panel P



Steel Crawl Panel K



Monkey Lean Out Panel K G P

Activity Panels

Components

Activity Panels

Components

Activity Panels

Components



Tic-Tac-Toe Panel **K G P**

• Also available in steel



Math Panel **K G P**



Animal Panel **K G P**



Fun with Words Panel **K G P**



Parachute Panel **K G**



Steel Abacus Panel **K P**




Gear Panel **K G P**


• Also available in Reach Panel style



Alphabet Panel **K G P**




Finger Maze Panel **K G P**



Moo Match Panel **K G P**

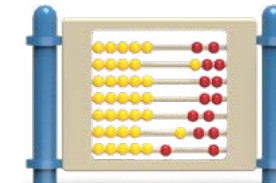


Theater Panel **K P**



Steel Counter and Vallance **K**

• Also available in Plain, General Store, and Lemonade Stand
• Also available without vallance



Abacus Panel **K P**




Telescope Panel **N K G P**

• Telescope Reach Panel also available



Dual Steering Panel **K**


• Front and back sides shown



Electronic Animal Panel **K P**




Swinging Monkeys Panel **K G P**



Safety Panel with Plastic Steering Wheel **K G P**



Steel Driving Panel **K G**



Lattice Panel **K G P**



Bongo Panel **K P**



Window Panel **K G P**



Bubble Mirror Panel **K G P**



Abacus Reach Panel **K P**



Vehicle Reach Panel **K G P**



Bubble Panel **K G P**



Mirror Panel **K G P**

Activity Panels

Components

Weather Station®

Components



Piano Panel **K G P**



Melody Maker Panel **K G P**



Melody Maker Reach Panel **K P**



WeatherStation® **K P**

WeatherStation® play panels offer eight interactive, weather-related activities that teach math, science, social studies, and language concepts. Encourage social, emotional, cognitive, and physical development in your community. Purchase panels as an independent three-panel structure, or contact your local representative to add select options to your Kid Builders® or Play Builders® Systems.

INDEPENDENT THREE-PANEL CONFIGURATIONS:

Sunny Days

- Thermometer, Weather Cycle, and Matching Memory Game

Snowy Days

- Forecast the Weather, Forecast the Temperature, and Heat Index & Wind Chill

Cloudy Days

- Thermometer, Weather Cycle, and Weather Game

Windy Days

- Forecast the Temperature, Weather Cycle, and Heat Index & Wind Chill

Rainy Days

- Forecast the Weather, Matching Memory Game, and Weather Game



Beat Blocks **K P**



Seat Panel **K**



Door Panel **K P**



Counter Panel **K**



Steel Seat Panel **K**



Steel Dual Seat Panel **K**



Find-the-Dino Panel **K G P**

• Also available in Find-the-Faces theme



Boingo **K P**



Thermometer Panel

- Look at the real thermometer, then spin the dial to match the temperature and reveal the corresponding image



Weather Cycle **K P**

- Turn the dial to reveal the stages of the weather cycle



Forecast the Weather **K**

- Use the dial to reveal images that correspond to the conditions



Forecast the Temperature **K**

- Use the dial to predict the temperature range based on the previous day



Hang Out Seats **K P**



Seven-Station Play Factory **K P**



Periscope Panel **P**




What to Wear **K P**

- Spin to change the characters' clothing for the appropriate weather conditions



Matching Memory Game **K P**

- Slide the tab to locate and match weather images



Heat Index & Wind Chill **K**

- Spin the dials to change the temperature. Add temperature to humidity or wind speed to reveal the heat index/wind chill



Weather Game **K P**

- Spin the dial, then move to the next space with that image
- The first person to make it home wins

Activity Panels

Components

Kid Village




Village Counter Panel P



Village Seat Panel P



Village Sandbox Border Panel




Village Picket Fence Panel P



Village Window Panel P

• Also available with Lexan window inserts



Village Activity Panel P

• Available in: Tic-Tac-Toe, Math, Fun with Words, Spelling, and Animal (shown)



Village Door Panel P

Enclosures



Wire Mesh Entry Panel K



Wire Mesh Offset Enclosure K




Wire Mesh Panel K



PlayStax® structure at Mt. Zion Church in Golden, Colorado shown with original style at 3 levels.

PlayStax® is inspired by kid-built playgrounds from the past while meeting the safety standards of today! With modular design, these climbers can be stacked up to 3 levels high. Both original and mesh styles are available. A variety of rooms to choose from allow for further personalization.



PlayStax® Central Stackable Climber shown in Mesh.



PlayStax® Mission Control X U K



PlayStax® Observatory X U K



PlayStax® Kitchen X U K



PlayStax® Game Room X N K



PlayStax® Garage X N K




PlayStax® Down on the Farm X N K

Themed Play

Components

Fire Truck Theme



Fire Truck Cap Assembly

Pumper Panel Assembly

Tire Panel Assembly K

Pumper Panel with Bell K

Barn Theme



Mesh Roof with Barn Gable K



Barn Panel K

Train Theme



Smoke Stack K



Cattle Guard K



Gear Panel K

Tool Box K

Fender Wheel K

• Also available in Reach Panel style


X PlayStax® N NU-Edge® K Kid Builders® G Gelefish® S SkyBuilders® P Play Builders® M MaxPlay®

LittleTikesCommercial.com


Themed Play

Components

Castle Theme



Castle Window Panel K



Castle Battlement K



Castle Arch Panel (with Battlement) K



Castle Safety Panel K



Castle Safety Panel (with Battlement) K

Frontier Theme



Frontier Window Panel K



Stockade Panel K



Rustic Entry Panel K



Frontier Safety Panel K



Corral Panel K

Themed Play

Components

Tropical Theme



Bamboo Panel K



Tropical Thatch Roof K



Palm Tree Roof K P

Ship Theme



Ship Hull Panel K



Ship Spindle K



Ship Bow K



Ship Sail K



Ship Wheel K



Ship Flag and Mast K



Ship Window Panel K

Overheads

Components

Overheads

Components



Straight Challenge Ladder K P



'Z' Challenge Ladder K P
• Also available in extended versions



'C' Challenge Ladder K P
• Also available in extended versions




Circle Challenge Ladder K P




Bowed Challenge Ladder K P




'S' Challenge Ladder K P
• Also available in extended versions



Single Fun Wheel K P



360° Overhead Ladder K



8' Combo Overhead K P




Fun Wheels K P




90° Fun Wheels K P



Double Ring Trek K



Loop Challenge Ladder K P



Ring Challenge Ladder K P

Overheads

Components



Snake Challenge Ladder **K**



Roundabout Overhead **K P**



Ring Trek **K P**



Wavy Challenge Ladder **K P**



Trapeze Challenge Ladder **K P**



Truss Overhead Ladder **K P**



Overhead **K**



Therapeutic Rings **K P**

Accessories

Components



Telescope **K P**

- Gives a "kaleidoscope" view
- Rotates 360°



Talk Tube **K P**

- Megaphone shape captures and amplifies sound emissions
- Available in ground level and elevated versions



Colored Kick Plates with Faces



Steering Wheel, plastic, post mount **K**

- Available in plastic or aluminum
- Choose from post mount, rail mount, or panel mount



Turning/Chinning Bar **K P**

- Ground level event gives kids a place to exercise their upper body



Leg Lift Loop **K P M**

- Accessible ground level event gives kids a place to exercise their cores

Ramps



Wide Accessible Ramps



Ramps **K P**

- Deck Heights available from ground to 96"

Roofs

Components

Roofs

Components




Curved Roof K P

• Also available in all steel




Single Beam Roof K P

• Also available in all steel



Double Beam Roof K P

• Also available in all steel




Bus Stop Roof K

• Add-ons available




Steel Mesh Arch Roof K

• Add-ons available




Swoosh Roof K



Quad Roof P


• Available with flag




Full Slate Wedge Roof P



Steel Hex Roof K P



Steel Mesh Hex Roof K P




Steel Mesh Square Roof K




Plastic Arch P

• Steel version available for Kid Builders*



Arch Roof P

• Add-ons available



Square Roof K P



Leaf Roof - 2 Pieces Assembled K P



Full Noodle Roof K

• Available in Single, Double, and Half




Extended Hex Roof K


• Available in 1, 2, or 3 extensions



Hex Roof K




Tropical Thatch Roof K



Gelefish® Roof K G

Roofs and Post Toppers

Components



PlayStax[®] Roof **K**



Diamond Roof Double Post **K**

- Steel panel
- Available in Double and Bent post options

Post Toppers

Accent your play structures with these playful Post Toppers and ensure a cohesive, nature-inspired theme throughout your playground!



NU-Edge[®] Birch Tree Canopy **K**

- Leaf-shaped cutouts
- Disperses sunlight to inspire wonder
- Adds natural touch to any playground



Palm Tree Roof **K P**



3D Tree Post Topper **K P**



Butterfly Post Topper **K P**



Flower Post Topper **K K P**



Leaf Post Topper **K K P**

Integrated Shade

Components

Shade helps protect everyone from harmful UV rays, while offering kids a great place to cool off during those hot summer months. Shade can also extend the life of your playground, protecting the surfaces and equipment. Our array of color and fabric choices allow you to customize shades to fit your community's functional and aesthetic needs.



Pyramid Topper **K P**



Sail Topper **K P**



Umbrella Topper **K P**



Hexagon Topper **K P**

Shade Fabric Colors

Navy Blue Shade %: 90 UV %: 94	Royal Blue Shade %: 86 UV %: 94	Laguna Blue Shade %: 91 UV %: 96	Turquoise Shade %: 83 UV %: 92	Rainforest Shade %: 89 UV %: 96	Olive Shade %: 89 UV %: 95	Zesty Lime Shade %: 84 UV %: 92	Chocolate Shade %: 92 UV %: 93	Cinnamon Shade %: 92 UV %: 94
Arizona Shade %: 84 UV %: 92	Desert Sand Shade %: 80 UV %: 92	Terracotta Shade %: 84 UV %: 90	Red Shade %: 75.3 UV %: 89.3	Sunflower Yellow Shade %: 70 UV %: 94	Electric Purple Shade %: 83 UV %: 91	White Shade %: 57 UV %: 86	Silver Shade %: 88 UV %: 93	Black Shade %: 95 UV %: 96

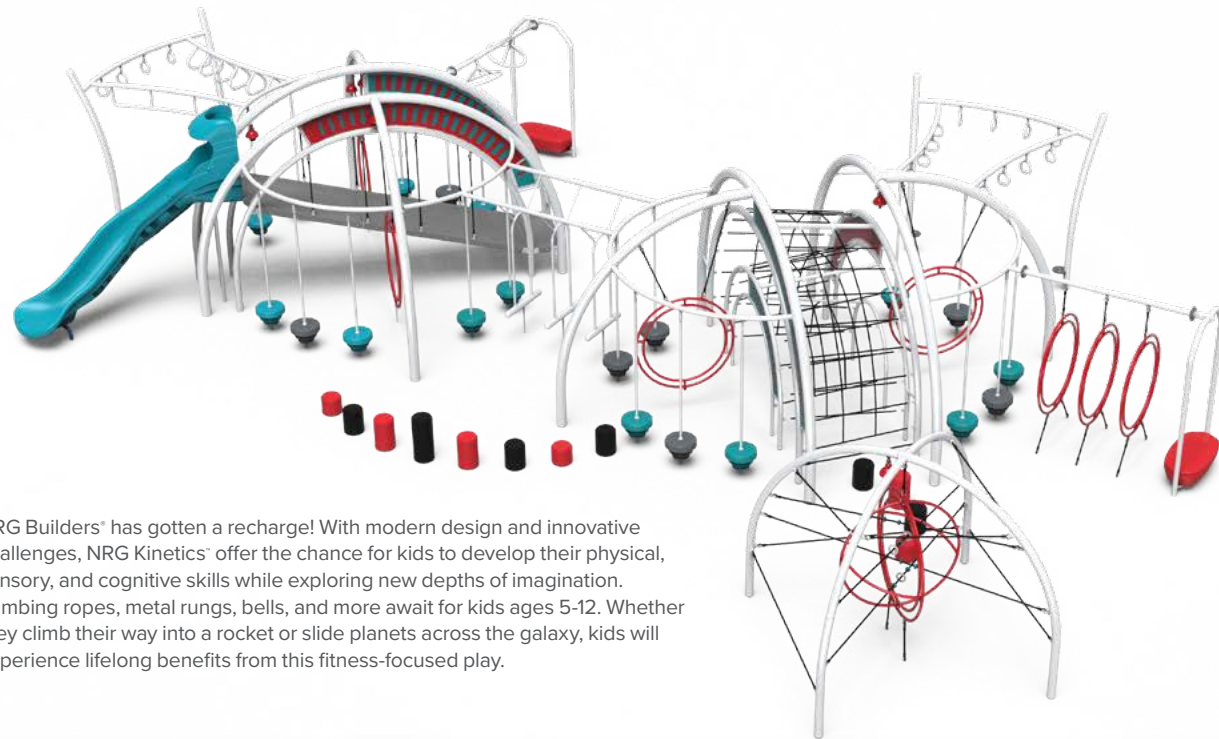
Shade Fire Retardant Fabric Colors

Rated the best fire retardant shade fabrics in the industry and they tolerate exposure to harsh and extreme outdoor elements. These fabrics also conform to and exceed California's State Fire Marshall Flame-RETARDENCY Test and the NFPA701 Standard Methods of Fire tests for Flame Propagation.

Blue Shade %: 80 UV %: 85	Green Shade %: 80 UV %: 85	Yellow Shade %: 80 UV %: 89	Terracotta Shade %: 75 UV %: 82	Desert Sand Shade %: 80 UV %: 92	Silver Shade %: 80 UV %: 81

K PlayStax[®] **N** NU-Edge[®] **K** Kid Builders[®] **G** Gelefish[®] **S** SkyBuilders[®] **P** Play Builders[®] **M** MaxPlay[®]

LittleTikesCommercial.com




NRG Builders® has gotten a recharge! With modern design and innovative challenges, NRG Kinetics® offer the chance for kids to develop their physical, sensory, and cognitive skills while exploring new depths of imagination. Climbing ropes, metal rungs, bells, and more await for kids ages 5-12. Whether they climb their way into a rocket or slide planets across the galaxy, kids will experience lifelong benefits from this fitness-focused play.



NRG Kinetics® Web Wall

- 2 play events
- Circular steps
- Heavy-duty construction
- Develops balance
- Increases coordination



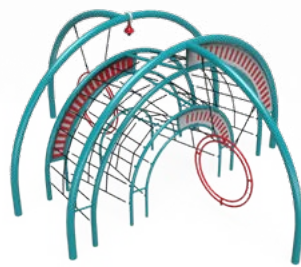
NRG Kinetics® Ring Challenge

- 2 play events
- Line-up or standalone
- Double ring
- Rope suspension
- Builds balance and strength



NRG Kinetics® 5" Post Bell Challenge

- 1 play event
- Sensory activity
- Inclusive design
- Versatile
- Also available in 3.5"



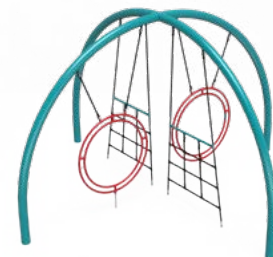
NRG Kinetics® Net Challenge Hub

- 4 play events
- Bell incorporated
- Grid-pattern climbing ropes
- Three Levels
- Curved, dome-like design



NRG Kinetics® Slide and Climb Challenge Hub

- 4 play events
- Develops proprioception
- Inclined ramp
- Bell incorporated




NRG Kinetics® Double Ring Hub

- 2 play events
- Grid-patterned climbing nets
- Symmetric design



NRG Kinetics® Inline with Rings and Rungs



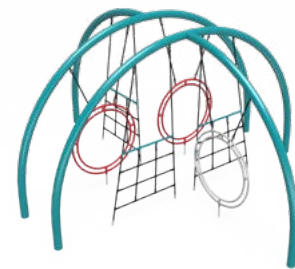
NRG Kinetics® Overhead Rings and Rungs



NRG Kinetics® Inline with Rings

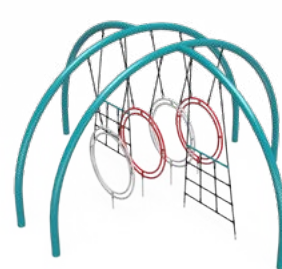


NRG Kinetics® Overhead Ring Trek



NRG Kinetics® Triple Ring Hub

- 2 play events
- Grid-patterned climbing nets
- Varied climbing paths



NRG Kinetics® Quad Ring Hub

- 2 play events
- Grid-patterned climbing nets
- Sequential rings for imaginative play



NRG Kinetics® Laser Challenge Hub

- 4 play events
- Slidable beads
- Crisscrossing ropes
- Sensory bell
- Metal rungs



Compatible with post and platform structures, our NRG Kinetics® are the perfect choices for phased installations.



Agility Pods

- "Floating" stones on moving poles
- Also available with N-R-G Freestyle Connection




Perch Alley

- Moving linking event will challenge kids to move through, under, and around the hanging arches




Fun Wheel

- Spinning overhead wheels




Ring Trek

- Overhead moving rings



Rung Overhead

- Overhead stationary rungs wide enough to grip with both hands



Loop Challenge

- Overhead stationary loop event develops upper body strength and coordination

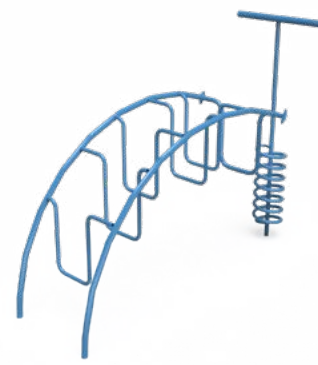


Quantum II Slide



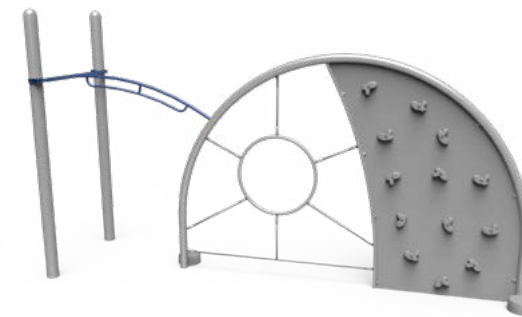
Taco Climb

- Rope challenge



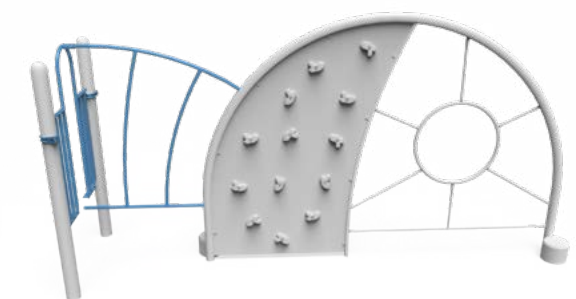
Ocean Surge

- Climber with steps that alternate sides



Overhead Link (KB to NRG)

- Stationary overhead bars to connect N-R-G and Kid Builders®



Arched Link (KB to NRG)

- Simple link climber to connect N-R-G and Kid Builders®, perfect for smaller sites



NRG Freestyle Ring Trek

- Moving overhead rings



Loop Rail

- Stationary horizontal overhead loops



Inline Rail

- Stationary vertical overhead loops



Side Step

- Traverse from the ground to the next event



Hoop-La® Traverse

- Moving, side-by-side Hoop-Las



Solo Pod

- Elevated platform used as a starting and ending point for all rail components
- Also available in Double Solo Pod



Vertical Net

- Gently moving rope climber



Hub

- Upright posts with platform and handholds for traversing and connecting multiple play events
- Available in 2 and 3 handholds



Floating Pommel

- Gently moving upright poles with climbing platforms



Versa-Climb



Spoke

- Traverse from the ground to the next event



Fun Wheel

- Moving overhead wheels



Hoop Alley



Stacked Timber Wall

- Available in single or double connection

Independent Events

162 NU-Edge Climbers
164 Rope Climbers
168 Stax™
169 Infinity® Climbers
170 Climbers

173 NRG Builders® Climbers
174 Swings
177 Concerto™
178 Unlimited Play®
179 Motion Play

182 Spring Riders
184 ZoomTwist
185 Slides





Stacked Timber Climb



Stacked Timber Balance Beam

Look for this symbol to find our Little Tikes Commercial exclusive Naturtek® products. Learn more on page 44.



NU-Edge® Fun Rock - Small

• Crafted using Naturtek®: an exclusive, highly durable material that imitates the look and feel of natural elements



NU-Edge® Fun Rock - Medium

• Crafted using Naturtek®: an exclusive, highly durable material that imitates the look and feel of natural elements



NU-Edge® Fun Rock - Large

• Crafted using Naturtek®: an exclusive, highly durable material that imitates the look and feel of natural elements



Double Stacked Timber Climb with Net



NU-Edge® Crawl Log

• Crafted using Naturtek®: an exclusive, highly durable material that imitates the look and feel of natural elements



NU-Edge® Culvert Climber Small

• Crafted using Naturtek®: an exclusive, highly durable material that imitates the look and feel of natural elements



NU-Edge® Tree Stumps Birch Medium

• Also available in Tall Birch and Short Pine
• Crafted using Naturtek®: an exclusive, highly durable material that imitates the look and feel of natural elements

PRODUCT	ITEM	AGES	USE ZONE	WEIGHT
Double Stacked Timber Climb with Net	200202801	5-12, 5-12 CSA	33' 0" x 19' 0" (10.06m x 5.79m)	1100 lb (499 kg)
Stacked Timber Balance Beam	200202851	2-12, 18 mo-12 yr CSA	14' 0" x 19' 0" (4.27m x 5.79m)	140 lb (63 kg)
Stacked Timber Climb 80"	200202794	5-12, 5-12 CSA	14' 0" x 20' 0" (4.27m x 6.10m)	550 lb (249 kg)
Stacked Timber Climb 64"	200202795	5-12, 5-12 CSA	14' 0" x 20' 0" (4.27m x 6.10m)	450 lb (204 kg)
Stacked Timber Climb	200202796	5-12, 5-12 CSA	14' 0" x 20' 0" (4.27m x 6.10m)	350 lb (159 kg)

PRODUCT	ITEM	AGES	USE ZONE	WEIGHT
NU-Edge® Crawl Log	200202970	2-12, 18 mo-12 yr CSA	15' 0" x 15' 0" (4.57m x 4.57m)	160 lb (73 kg)
NU-Edge® Tree Stumps Pine Short	200202720	2-12, 18 mo-12 yr CSA	14' 0" x 14' 0" (4.27m x 4.27m)	42 lb (19 kg)
NU-Edge® Tree Stumps Birch Medium	200202721	2-12, 18 mo-12 yr CSA	14' 0" x 14' 0" (4.27m x 4.27m)	42 lb (19 kg)
NU-Edge® Tree Stumps Birch Tall	200202722	5-12, 5-12 CSA	14' 0" x 14' 0" (4.27m x 4.27m)	42 lb (19 kg)
NU-Edge® Fun Rock - Large	200202735	5-12, 5-12 CSA	21' 0" x 21' 0" (6.40m x 6.40m)	646 lb (293 kg)
NU-Edge® Fun Rock - Medium	200202737	2-12, 18 mo-12 yr CSA	19' 0" x 18' 0" (5.79m x 5.49m)	293 lb (133 kg)
NU-Edge® Fun Rock - Small	200202738	2-12, 18 mo-12 yr CSA	19' 0" x 16' 0" (5.79m x 4.88m)	219 lb (99 kg)
NU-Edge® Culvert Climber Small	200203455	2-12, 18 mo-12 yr CSA	15' 0" x 15' 0" (4.57m x 4.57m)	50 lb (23 kg)



Rope Climbers

Independent Events



NU-Edge® GSX

- Modern design with small footprint
- Rope and steel climbing events
- Hangout spots
- Builds balance
- Can stand alone or connect to a traditional post and platform structure

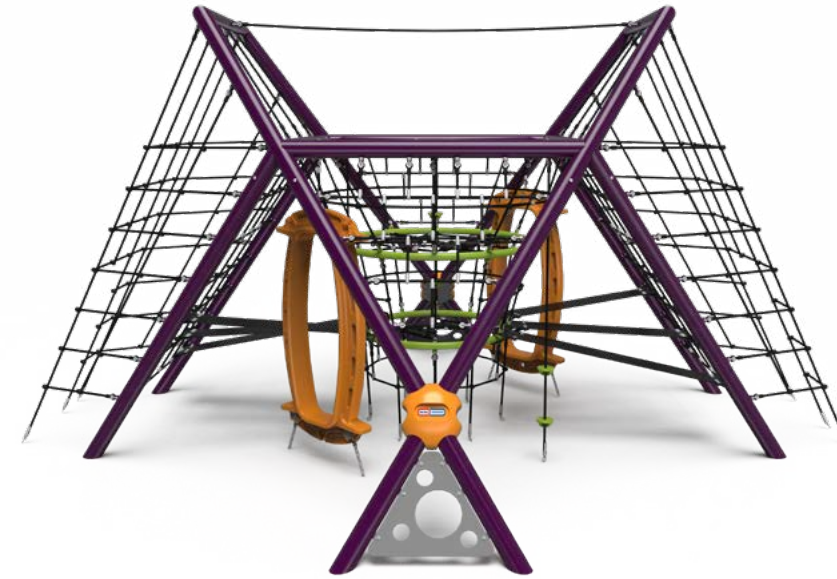


Rope Climbers

Independent Events

Grand Strand

- Dynamic crisscrossing rope designs
- Galvanized steel center rings
- Develops hand-eye coordination
- Recommended for ages 5 - 12



Hypar Net

PRODUCT	ITEM	AGES	USE ZONE	WEIGHT
GSX	200203662	5-12, 5-12 CSA	44' 3" x 48' 0" (13.49m x 14.63m)	4300 lb (1950 kg)
Grand Strand	200203661	5-12, 5-12 CSA	29' 5" x 34' 0" (8.97m x 10.36m)	2250 lb (1020 kg)
Hypar Net	200203424	5-12, 5-12 CSA	34' 0" x 37' 0" (10.36m x 11.28m)	3500 lb (1587 kg)

Rope Climbers

Independent Events



Sway Net
• Net and posts pivot and sway as users traverse the net



Silo Scramble
• Steel silo inside of a rope silo
• Provides a social hangout spot and a variety of play paths
• Available with Single or Double Enclosure
• Available as an Independent Event



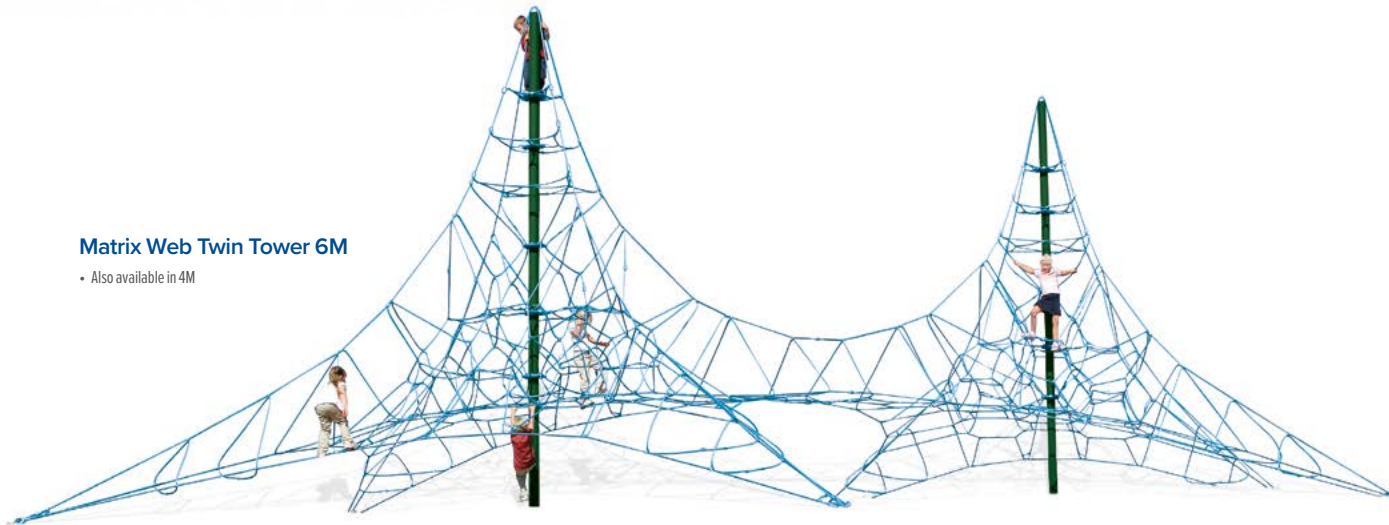
Matrix Web Single 4M
• Also available in 2M and 6M



Matrix Web Single 2M
• Also available in 4M and 6M

Matrix Web Twin Tower 6M

• Also available in 4M



PRODUCT	ITEM	AGES	USE ZONE	WEIGHT
Silo Scramble	200203588	5-12, 5-12 CSA	51' 0" x 79' 0" (15.54m x 24.08m)	300 lb (136 kg)
Sway Net	200203349	5-12, 5-12 CSA	14' 0" x 34' 0" (4.27m x 10.36m)	425 lb (193 kg)



Matrix Bridge Climber

• The Bridge links the 4M to our Kid Builders' structures

PRODUCT	ITEM	AGES	USE ZONE	WEIGHT
Matrix Bridge Climber	200201338	5-12, 5-12 CSA	24' 0" x 20' 0" (7.31m x 6.10m)	140 lb (63 kg)
Matrix Web Single 2M	200200548	5-12, 5-12 CSA	21' 0" x 21' 0" (6.40m x 6.40m)	300 lb (136 kg)
Matrix Web Single 4M	200200527	5-12, 5-12 CSA	31' 0" x 31' 0" (9.45m x 9.45m)	470 lb (213 kg)
Matrix Web Single 4M CSA	200201029	5-12, 5-12 CSA	31' 0" x 31' 0" (9.45m x 9.45m)	500 lb (227 kg)
Matrix Web Single 6M	200200528	5-12, 5-12 CSA	40' 0" x 40' 0" (12.19m x 12.19m)	550 lb (249 kg)
Matrix Web Twin Tower 4M	200200536	5-12, 5-12 CSA	38' 0" x 55' 0" (11.58m x 16.76m)	670 lb (304 kg)
Matrix Web Twin Tower 6M	200200537	5-12, 5-12 CSA	51' 0" x 79' 0" (15.54m x 24.08m)	800 lb (363 kg)



Stax Summit Tower - Freestanding

- Choose from a variety of color options
- Foot and handholds assist with climbing
- Increases strength and creativity



Stax Summit Climber - Freestanding

- Available as an Independent Event or as a connection to a 96" deck
- Choose up to 3 colors
- Footholds and handles assist with climbing



Stax Solo Step - Freestanding

- Cutouts offer additional footholds
- Bold color options
- Also available with handles

Stax Solo Step w/Handle - Freestanding

- Brings climbing excitement to the playground
- Accommodates 12" – 24" deck heights
- Cutouts offer additional footholds
- Optional handle
- Also available as an Independent Event for children ages 2-5

PRODUCT	ITEM	AGES	USE ZONE	WEIGHT
Stax Solo Step - Freestanding	200203678	2-12, 18 mo-12 yr CSA	7' 8" x 10' 2" (2.34m x 3.10m)	99 lb (45 kg)
Stax Solo Step w/Handle - Freestanding	200203681	2-12, 18 mo-12 yr CSA	7' 8" x 10' 2" (2.34m x 3.10m)	78 lb (35 kg)
Stax Summit Climber - Freestanding	200203684	5-12, 5-12 CSA	10' 2" x 10' 2" (3.10m x 3.10m)	422 lb (191 kg)
Stax Summit Tower - Freestanding	200203677	5-12, 5-12 CSA	14' 8" x 14' 8" (4.47m x 4.47m)	988 lb (448 kg)



Infinity Flex I



Infinity Loop Climber



Infinity Quad Climber



Infinity Flex II



Wings of Infinity



Infinity Web



Infinity Triple Climber

PRODUCT	ITEM	AGES	USE ZONE	WEIGHT
Infinity Flex I	200200627	5-12, 5-12 CSA	29' 0" x 25' 0" (8.84m x 7.62m)	1165 lb (528 kg)
Infinity Flex II	200200629	5-12, 5-12 CSA	29' 0" x 22' 0" (8.84m x 6.71m)	790 lb (358 kg)
Infinity Loop Climber	200200207	5-12, 5-12 CSA	28' 0" x 23' 0" (8.53m x 7.01m)	660 lb (299 kg)
Infinity Quad Climber	200200179	5-12, 5-12 CSA	21' 6" x 21' 6" (6.55m x 6.55m)	530 lb (240 kg)
Infinity Triple Climber	200200178	5-12, 5-12 CSA	22' 0" x 21' 0" (6.71m x 6.40m)	415 lb (188 kg)
Infinity Web	200200630	5-12, 5-12 CSA	28' 0" x 38' 0" (8.53m x 11.58m)	1675 lb (760 kg)
Wings of Infinity	200200615	5-12, 5-12 CSA	26' 0" x 25' 0" (7.92m x 7.62m)	825 lb (374 kg)

Climbers

Independent Events



Gibraltar Peak



Gibraltar Ascent



Gibraltar Summit



Versa Climb® 5-Section

PRODUCT	ITEM	AGES	USE ZONE	WEIGHT
Gibraltar Peak	200200522	5-12, 5-12 CSA	21' 0" x 25' 0" (6.40m x 7.62m)	2750 lb (1247 kg)
Gibraltar Summit	200200523	5-12, 5-12 CSA	23' 0" x 29' 0" (7.01m x 8.84m)	3650 lb (1655 kg)
Gibraltar Ascent	200200521	2-12, 18 mo-12 yr CSA	17' 0" x 20' 0" (5.18m x 6.10m)	1200 lb (544 kg)
Versa Climb® 5-Section	200200619	5-12, 5-12 CSA	14' 0" x 31' 0" (4.27m x 9.45m)	750 lb (340 kg)
Versa Climb® 7-Section	200200620	5-12, 5-12 CSA	14' 0" x 39' 0" (4.27m x 11.89m)	1050 lb (476 kg)
Versa Climb® Mini	200202378	2-12, 18 mo-12 yr CSA	0' 0" x 0' 0" (0.00m x 0.00m)	300 lb (136 kg)

Climbers

Independent Events



Tire Climber Half Circle



Tire Climber with Inside Seats



Tire Climber Full Circle



Four Wheeler



Steel Curved Climbing Wall With Posts



Rock Pile With Palm Trees



Hoop-La®



Rainbow Loops

PRODUCT	ITEM	AGES	USE ZONE	WEIGHT
Four Wheeler	200112154	2-12, 18 mo-12 yr CSA	17' 0" x 20' 0" (5.18m x 6.10m)	312 lb (141 kg)
Hoop-La®	200202446	5-12, 5-12 CSA	20' 0" x 18' 0" (6.10m x 5.49m)	340 lb (154 kg)
Rainbow Loops	200203348	5-12, 5-12 CSA	18' 0" x 23' 0" (5.49m x 7.01m)	250 lb (113 kg)
Rock Pile With Palm Trees	200092300	2-12, 18 mo-12 yr CSA	18' 0" x 20' 0" (5.49m x 6.10m)	472 lb (214 kg)
Steel Curved Climbing Wall With Posts	200202293	5-12, 5-12 CSA	15' 0" x 21' 0" (4.57m x 6.40m)	250 lb (113 kg)
Tire Climber Half Circle	200203282	2-12, 18 mo-12 yr CSA	14' 0" x 17' 0" (4.27m x 5.18m)	115 lb (52 kg)
Tire Climber with Inside Seats	200203283	2-12, 18 mo-12 yr CSA	14' 0" x 17' 0" (4.27m x 5.18m)	145 lb (66 kg)
Tire Climber Full Circle	200203284	2-12, 18 mo-12 yr CSA	17' 0" x 17' 0" (5.18m x 5.18m)	145 lb (66 kg)

Climbers

Independent Events



Tikes Peak

Shown with custom shade.



Candid of Tikes Peak with Mountain Roof



Vertical Chain Net Climber



Worm Climber



Four Tikes of Steel

PRODUCT	ITEM	AGES	USE ZONE	WEIGHT
Tikes of Steel	200200103	5-12, 5-12 CSA	20' 0" x 23' 0" (6.10m x 7.01m)	420 lb (190 kg)
Vertical Chain Net Climber 4'	200201118	2-12, 18 mo-12 yr CSA	17' 0" x 13' 0" (5.18m x 3.96m)	37 lb (17 kg)
Vertical Chain Net Climber 5'	200201119	2-12, 18 mo-12 yr CSA	17' 0" x 13' 0" (5.18m x 3.96m)	40 lb (18 kg)
Vertical Chain Net Climber 6'	200201120	2-12, 18 mo-12 yr CSA	17' 0" x 13' 0" (5.18m x 3.96m)	43 lb (20 kg)
Worm Climber	200202244	5-12, 5-12 CSA	17' 0" x 15' 0" (5.18m x 4.57m)	150 lb (68 kg)

NRG Builders® Climbers

Independent Events

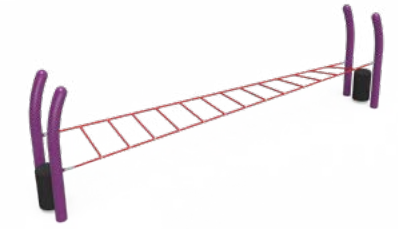
NRG Builders® are easy to assemble and offer a variety of interchangeable play events. No other modern play system gives you the freedom to build the playgrounds that kids dream about.



NRG Double Web Crawler



Grand Canyon



NRG Floating Ladder



Hogs Back

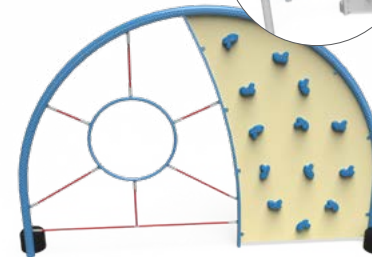



Hoop Alley



NRG Hammock

Available with Link to connect to a Kid Builders® structure.



Bermuda Triangle



Giants Causeway



Ross Ice Shelf



Klondike



Magellan Straights

PRODUCT	ITEM	AGES	USE ZONE	WEIGHT
Bermuda Triangle	200201113	5-12, 5-12 CSA	14' 0" x 24' 0" (4.27m x 7.31m)	245 lb (111 kg)
Giants Causeway	200201111	5-12, 5-12 CSA	14' 0" x 24' 0" (4.27m x 7.31m)	120 lb (54 kg)
Grand Canyon	200201106	5-12, 5-12 CSA	14' 0" x 26' 0" (4.27m x 7.92m)	181 lb (82 kg)
Hogs Back	200201115	5-12, 5-12 CSA	18' 0" x 26' 0" (5.49m x 7.92m)	260 lb (118 kg)
Hoop Alley	200201116	5-12, 5-12 CSA	16' 0" x 29' 0" (4.88m x 8.84m)	220 lb (100 kg)
Klondike	200201112	5-12, 5-12 CSA	24' 0" x 24' 0" (7.31m x 7.31m)	180 lb (82 kg)
Link to KidBuilders®	200201041	5-12, 5-12 CSA	17' 0" x 15' 0" (5.18m x 4.57m)	85 lb (39 kg)
Magellan Straights	200201109	5-12, 5-12 CSA	16' 0" x 17' 0" (4.88m x 5.18m)	40 lb (18 kg)
NRG Double Web Crawler	200201868	5-12, 5-12 CSA	21' 0" x 21' 0" (6.40m x 6.40m)	300 lb (136 kg)
NRG Floating Ladder	200201107	5-12, 5-12 CSA	14' 0" x 26' 0" (4.27m x 7.92m)	181 lb (82 kg)
NRG Hammock	200201869	2-12, 18 mo-12 yr CSA	24' 0" x 24' 0" (7.31m x 7.31m)	300 lb (136 kg)
Ross Ice Shelf	200201110	5-12, 5-12 CSA	14' 0" x 18' 0" (4.27m x 5.49m)	60 lb (27 kg)
Web Crawler	200201117	5-12, 5-12 CSA	14' 0" x 24' 0" (4.27m x 7.31m)	145 lb (66 kg)

Swings

Independent Events



Anti-Wrap Over Swing Bearings available on swings to prevent them from wrapping around the beam and allow for chain length adjustments.

U.S. Patent #6,123,480



PRODUCT	ITEM	AGES	USE ZONE	WEIGHT
3.5" Arch Swing 2 Seat	LT0930	2-12, 18 mo-12 yr CSA	32' 0" x 23' 7" (9.75m x 7.19m)	286 lb (130 kg)
5" Arch Swing 2 Seat	LT0931	2-12, 18 mo-12 yr CSA	32' 0" x 23' 7" (9.75m x 7.19m)	379 lb (172 kg)
3.5" Arch Swing 2 Seat, Add-a-Bay	LT0932	2-12, 18 mo-12 yr CSA	32' 0" x 11' 3" (9.75m x 3.43m)	179 lb (81 kg)
5" Arch Swing 2 Seat, Add-a-Bay	LT0933	2-12, 18 mo-12 yr CSA	32' 0" x 11' 3" (9.75m x 3.43m)	226 lb (102 kg)
3.5" Arch Swing 1 Seat	LT0934	2-12, 18 mo-12 yr CSA	32' 0" x 19' 9" (9.75m x 6.02m)	260 lb (118 kg)
5" Arch Swing 1 Seat	LT0935	2-12, 18 mo-12 yr CSA	32' 0" x 19' 9" (9.75m x 6.02m)	353 lb (160 kg)
3.5" Arch Swing 1 Seat, Add-a-Bay	LT0936	2-12, 18 mo-12 yr CSA	32' 0" x 7' 3" (9.75m x 2.21m)	154 lb (70 kg)
5" Arch Swing 1 Seat, Add-a-Bay	LT0937	2-12, 18 mo-12 yr CSA	32' 0" x 7' 3" (9.75m x 2.21m)	201 lb (91 kg)
3.5" Arch Swing 2 Seat, with Anti-wrap	LT0942	2-12, 18 mo-12 yr CSA	32' 0" x 23' 7" (9.75m x 7.19m)	302 lb (137 kg)
5" Arch Swing 2 Seat, with Anti-wrap	LT0943	2-12, 18 mo-12 yr CSA	32' 0" x 23' 7" (9.75m x 7.19m)	395 lb (179 kg)
3.5" Arch Swing 2 Seat, Add-a-Bay, with Anti-wrap	LT0944	2-12, 18 mo-12 yr CSA	32' 0" x 7' 3" (9.75m x 2.21m)	196 lb (89 kg)
5" Arch Swing 2 Seat, Add-a-Bay, with Anti-wrap	LT0945	2-12, 18 mo-12 yr CSA	32' 0" x 7' 3" (9.75m x 2.21m)	243 lb (110 kg)
3.5" Arch Swing 1 Seat, with Anti-wrap	LT0946	2-12, 18 mo-12 yr CSA	32' 0" x 19' 9" (9.75m x 6.02m)	268 lb (122 kg)
5" Arch Swing 1 Seat, with Anti-wrap	LT0947	2-12, 18 mo-12 yr CSA	32' 0" x 19' 9" (9.75m x 6.02m)	361 lb (164 kg)
3.5" Arch Swing 1 Seat, Add-a-Bay, with Anti-wrap	LT0948	2-12, 18 mo-12 yr CSA	32' 0" x 7' 3" (9.75m x 2.21m)	162 lb (73 kg)
5" Arch Swing 1 Seat, Add-a-Bay, with Anti-wrap	LT0949	2-12, 18 mo-12 yr CSA	32' 0" x 7' 3" (9.75m x 2.21m)	209 lb (95 kg)




Generation Swing Seat




Tot Swing Seat



Mirage Seat



6-unit Arch Swing Shade with Anti-wrap



4-unit Arch Swing Shade with Anti-wrap



2-unit Arch Swing Shade with Anti-wrap

PRODUCT	ITEM	AGES	USE ZONE	WEIGHT
2-unit Arch Swing Fire Resistant Shade with Anti-wrap	LT0961AWFR	2-12	32' 0" x 24' 0" (9.75m x 7.31m)	1395 lb (633 kg)
2-unit Arch Swing Shade	LT0961	2-12	32' 0" x 24' 0" (9.75m x 7.31m)	1375 lb (624 kg)
2-unit Arch Swing Fire Resistant Shade	LT0961FR	2-12	32' 0" x 24' 0" (9.75m x 7.31m)	1375 lb (624 kg)
2-unit Arch Swing with Anti-wrap	LT0961AW	2-12	32' 0" x 24' 0" (9.75m x 7.31m)	1395 lb (633 kg)
4-unit Arch Swing Shade with Anti-wrap	LT0962AW	2-12	32' 0" x 35' 0" (9.75m x 10.67m)	2150 lb (975 kg)
4-unit Arch Swing Fire Resistant Shade with Anti-wrap	LT0962AWFR	2-12	32' 0" x 35' 0" (9.75m x 10.67m)	2150 lb (975 kg)
4-unit Arch Swing Shade	LT0962	2-12	32' 0" x 35' 0" (9.75m x 10.67m)	2110 lb (957 kg)
4-unit Arch Swing Fire Resistant Shade	LT0962FR	2-12	32' 0" x 35' 0" (9.75m x 10.67m)	2110 lb (957 kg)
6-unit Arch Swing Shade with Anti-wrap	LT0963AW	2-12	32' 0" x 47' 0" (9.75m x 14.32m)	2910 lb (1320 kg)
6-unit Arch Swing Fire Resistant Shade with Anti-wrap	LT0963AWFR	2-12	32' 0" x 47' 0" (9.75m x 14.32m)	2910 lb (1320 kg)
6-unit Arch Swing Shade	LT0963	2-12	32' 0" x 47' 0" (9.75m x 14.32m)	2845 lb (1290 kg)
6-unit Arch Swing Fire Resistant Shade	LT0963FR	2-12	32' 0" x 47' 0" (9.75m x 14.32m)	2845 lb (1290 kg)



Belt Swing Seat



Inclusive Seat

- Available on 8" and 10" height swings
- Five point safety harness sold separately



Tire Swing

- Choose from any post and accent color
- Tire available in Light Gray, Cobalt, Forest, and Red

Any of the seats on this page can fit in the Arch Swing Frames on page 174. Swing seats sold separately.

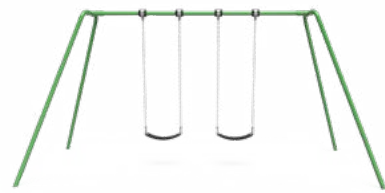
PRODUCT	ITEM	AGES	CHILD CAPACITY	USE ZONE	WEIGHT
Generation Swing Seat	200203423	2-12, 18 mo-12 yr CSA	2	32' 0" x 24' 0" (9.75m x 7.31m)	27 lb (12 kg)
Inclusive Seat	200203433	2-12, 18 mo-12 yr CSA	1	32' 0" x 24' 0" (9.75m x 7.31m)	45 lb (20 kg)
Mirage Seat	188MIRAGE	2-12, 18 mo-12 yr CSA	1	32' 0" x 24' 0" (9.75m x 7.31m)	40 lb (18 kg)
Tire Swing	200200786	5-12, 5-12 CSA	2	29' 0" x 22' 0" (8.84m x 6.71m)	428 lb (194 kg)

Swings


Independent Events

Concerto™

Independent Events



Standard Swings



MaxPlay Swings



Swings

- Available in 7' height
- Single bays only



5.00" O.D. Multi-User Arch Swing




Team Swing

- Team swing rope only available in red (custom paint shown)



Raft Swing

- Raft swing rope only available in red



Chimes



Vibes



Small Cabasa



Medium Cabasa



Large Cabasa



Five Congas



Three Congas



Two Congas

PRODUCT	ITEM	AGES	USE ZONE	WEIGHT
3.50" O.D. Multi-User Add-a-Bay	LT0940	2-12, 18 mo-12 yr CSA	-	275 lb (125 kg)
5.00" O.D. Multi-User Arch Swing	LT0941	2-12, 18 mo-12 yr CSA	-	350 lb (159 kg)
5.00" O.D. Multi-User Arch Swing	LT0939	2-12, 18 mo-12 yr CSA	-	475 lb (215 kg)
3.50" O.D. Multi-User Arch Swing	LT0938	2-12, 18 mo-12 yr CSA	-	375 lb (170 kg)
Standard Swings	200096595	2-12, 18 mo-12 yr CSA	32' 0" x 29' 0" (9.75m x 8.84m)	178 lb (81 kg)
Swings	200006970	2-12, 18 mo-12 yr CSA	28' 0" x 25' 0" (8.53m x 7.62m)	428 lb (194 kg)
MaxPlay Swings	200096626	2-12, 18 mo-12 yr CSA	32' 0" x 24' 0" (9.75m x 7.31m)	246 lb (112 kg)
Raft Swing	200202838	2-12, 18 mo-12 yr CSA	28' 0" x 25' 0" (8.53m x 7.62m)	620 lb (281 kg)
Team Swing	200202839	5-12, 5-12 CSA	26' 0" x 28' 0" (7.92m x 8.53m)	620 lb (281 kg)

PRODUCT	ITEM	AGES	WEIGHT
Chimes	200203437	2-12, 18 mo-12 yr CSA	345 lb (156 kg)
Vibes	200203438	2-12, 18 mo-12 yr CSA	100 lb (45 kg)
Small Cabasa	200203439	2-12, 18 mo-12 yr CSA	50 lb (23 kg)
Medium Cabasa	200203440	2-12, 18 mo-12 yr CSA	60 lb (27 kg)
Large Cabasa	200203441	2-12, 18 mo-12 yr CSA	70 lb (32 kg)
Five Congas	200203444	2-12, 18 mo-12 yr CSA	70 lb (32 kg)
Three Congas	200203443	2-12, 18 mo-12 yr CSA	62 lb (28 kg)
Two Congas	200203442	2-12, 18 mo-12 yr CSA	45 lb (20 kg)



Unlimited Play® Quiet Grove

- Provides a place where a child and parent can focus and relax
- Field tested sound reduction
- Five different play activities give children options to regroup
- Calming environment can accommodate any user
- Add to any existing playground to make it more inclusive



Unlimited Play® Turnabout Spinner

- Inclusive spinner for people of all ages and abilities
- Ground-level entry point enables people who use wheelchairs to effortlessly roll onto the equipment



Revolution Inclusive Spinner

- Designed with 2 saddle seats and 2 inclusive bucket seats (with harness attachment locations)
- Accommodates up to 10 users on inner/outer platform and in seats
- Integrated handles for balance when sitting/standing
- Transfer height for easy access



Together Glider

- Includes two seats for caregivers or additional riders
- Handholds for added safety
- 70 sq.ft. of deck surface provides ample room for wheelchairs



Unlimited Play® Rail-Rider - Accessible



Rock'N Ship Glider

- Wheelchair accessible glider meets all safety standards
- 70 sq.ft. of deck surface provides ample room for wheelchairs, plus several more shipmates
- Can be an Independent Event or linked to a KidBuilders® play system
- Requires added ramp for wheelchair access

PRODUCT	ITEM	AGES	USE ZONE	WEIGHT
Unlimited Play® Quiet Grove	200203609	-		570 lb (259 kg)
Unlimited Play® Turnabout Spinner	200203872	-		1000 lb (454 kg)
Unlimited Play® Rail-Rider - Standard	200203483	5-12, 5-12 CSA	24' 4" x 51' 10" (7.42m x 15.80m)	1300 lb (590 kg)
Unlimited Play® Rail-Rider - Standard Add-on	200203484	5-12, 5-12 CSA	12' 4" x 51' 10" (3.76m x 15.80m)	1000 lb (454 kg)
Unlimited Play® Rail-Rider - Accessible	200203485	5-12, 5-12 CSA	24' 4" x 51' 10" (7.42m x 15.80m)	1100 lb (499 kg)
Unlimited Play® Rail-Rider - Accessible Add-on	200203486	5-12, 5-12 CSA	12' 4" x 51' 10" (3.76m x 15.80m)	800 lb (363 kg)
Unlimited Play® Rail-Rider	200203482	5-12, 5-12 CSA	37' 1" x 51' 10" (11.30m x 15.80m)	2200 lb (998 kg)

PRODUCT	ITEM	AGES	USE ZONE	WEIGHT
Revolution Inclusive Spinner	200203413	2-12, 18 mo-12 yr CSA	21' 0" x 21' 0" (6.40m x 6.40m)	1000 lb (454 kg)
Rock'N Ship Glider	200202581	2-12, 18 mo-12 yr CSA	27' 0" x 36' 0" (8.23m x 10.97m)	1950 lb (884 kg)
Together Glider	200203654	2-12, 18 mo-12 yr CSA	25' 0" x 21' 0" (7.62m x 6.40m)	1630 lb (739 kg)

Motion Play

Independent Events



Surface Spinner



Team Totter



Maypole



See-Saw Snake



Mantis

• Available in 65'7" and 98'5" lengths.

PRODUCT	ITEM	AGES	USE ZONE	WEIGHT
Team Totter	200203699	2-12, 18 mo-12 yr CSA	14' 8" x 21' 1" (4.47m x 6.43m)	384 lb (174 kg)
Team Totter - Optional Back Panel	200203700	-	-	14 lb (6 kg)
Mantis 20M	200203287	5-12, 5-12 CSA	23' 0" x 96' 0" (7.01m x 29.26m)	1910 lb (866 kg)
Mantis 30M	200203288	5-12, 5-12 CSA	23' 0" x 129' 0" (7.01m x 39.32m)	1910 lb (866 kg)
Maypole	200201376	5-12, 5-12 CSA	17' 0" x 17' 0" (5.18m x 5.18m)	222 lb (101 kg)
See-Saw Snake	200007469	2-12, 18 mo-12 yr CSA	14' 0" x 40' 0" (4.27m x 12.19m)	492 lb (223 kg)
Surface Spinner	200203873	2-12, 18 mo-12 yr CSA	-	850 lb (385 kg)

Motion Play

Independent Events



Stand 'N Spin



Wobble Sphere



Jack Hammer



Raft Rider



Freestyler



Dragonfly



Spin Rocker



Solo Spinner



Pogo Pod

PRODUCT	ITEM	AGES	USE ZONE	WEIGHT
Dragonfly	100011361	5-12, 5-12 CSA	16' 0" x 20' 0" (4.88m x 6.10m)	240 lb (109 kg)
Freestyler	8030566	5-12, 5-12 CSA	24' 0" x 48' 0" (7.31m x 14.63m)	400 lb (181 kg)
Jack Hammer	200201314	5-12, 5-12 CSA	14' 0" x 14' 0" (4.27m x 4.27m)	60 lb (27 kg)
Pogo Pod	200202474	5-12, 5-12 CSA	14' 0" x 14' 0" (4.27m x 4.27m)	20 lb (9 kg)
Raft Rider	200202828	2-12, 18 mo-12 yr CSA	16' 0" x 18' 0" (4.88m x 5.49m)	130 lb (59 kg)
Solo Spinner	200201870	2-12, 18 mo-12 yr CSA	14' 0" x 14' 0" (4.27m x 4.27m)	38 lb (17 kg)
Spin Rocker	8030565LT	2-12, 18 mo-12 yr CSA	16' 0" x 16' 0" (4.88m x 4.88m)	440 lb (200 kg)
Stand 'N Spin	200201539	5-12, 5-12 CSA	14' 0" x 14' 0" (4.27m x 4.27m)	118 lb (54 kg)
Wobble Sphere	200203198	5-12, 5-12 CSA	17' 0" x 17' 0" (5.18m x 5.18m)	175 lb (79 kg)

Spring Riders

Independent Events

Spring Riders

Independent Events



Horse Spring Rider w/C Spring



Sheep Spring Rider w/Coil Spring




Sheep Spring Rider w/C Spring



Horse Spring Rider w/Coil Spring



Chicken Spring Rider w/C Spring



Chicken Spring Rider w/Coil Spring



Truck Spring Rider w/Coil Spring



Truck Spring Rider w/C Spring



Lola the Snail



Nectar the Bee



Gallagher the Grasshopper



Scarlet the Ladybug



Whale Spring Rider



Horse Spring Rider



ATV Spring Rider



Bulldozer Spring Rider



Four-Seat Teeter with Bubble Top

• Also available with Plain Top

PRODUCT	ITEM	AGES	USE ZONE	WEIGHT
Chicken Spring Rider w/C Spring	200203726	2-12, 18 mo-12 yr CSA	15' 6" x 13' 6" (4.72m x 4.11m)	100 lb (45 kg)
Chicken Spring Rider w/Coil Spring	200203722	2-12, 18 mo-12 yr CSA	15' 6" x 13' 6" (4.72m x 4.11m)	105 lb (48 kg)
Horse Spring Rider w/C Spring	200203728	2-12, 18 mo-12 yr CSA	15' 6" x 13' 6" (4.72m x 4.11m)	100 lb (45 kg)
Horse Spring Rider w/Coil Spring	200203724	2-12, 18 mo-12 yr CSA	15' 6" x 13' 6" (4.72m x 4.11m)	105 lb (48 kg)
Sheep Spring Rider w/C Spring	200203727	2-12, 18 mo-12 yr CSA	15' 6" x 13' 6" (4.72m x 4.11m)	100 lb (45 kg)
Sheep Spring Rider w/Coil Spring	200203723	2-12, 18 mo-12 yr CSA	15' 6" x 13' 6" (4.72m x 4.11m)	105 lb (48 kg)
Truck Spring Rider w/C Spring	200203725	2-12, 18 mo-12 yr CSA	15' 6" x 13' 6" (4.72m x 4.11m)	100 lb (45 kg)
Truck Spring Rider w/Coil Spring	200203721	2-12, 18 mo-12 yr CSA	15' 6" x 13' 6" (4.72m x 4.11m)	105 lb (48 kg)

PRODUCT	ITEM	AGES	USE ZONE	WEIGHT
Lola the Snail	M00000963	2-12, 18 mo-12 yr CSA	17' 0" x 14' 0" (5.18m x 4.27m)	55 lb (25 kg)
Nectar the Bee	M00000961	2-12, 18 mo-12 yr CSA	18' 0" x 16' 0" (5.49m x 4.88m)	118 lb (54 kg)
Gallagher the Grasshopper	M00000962	2-12, 18 mo-12 yr CSA	17' 0" x 14' 0" (5.18m x 4.27m)	130 lb (59 kg)
Scarlet the Ladybug	M00000960	2-12, 18 mo-12 yr CSA	17' 0" x 16' 0" (5.18m x 4.88m)	108 lb (49 kg)
Whale Spring Rider	200007460	2-12, 18 mo-12 yr CSA	14' 0" x 16' 0" (4.27m x 4.88m)	88 lb (40 kg)
Horse Spring Rider	200007457	2-12, 18 mo-12 yr CSA	13' 0" x 15' 0" (3.96m x 4.57m)	62 lb (28 kg)
ATV Spring Rider	200007463	2-12, 18 mo-12 yr CSA	14' 0" x 15' 0" (4.27m x 4.57m)	76 lb (34 kg)
Bulldozer Spring Rider	200007464	2-12, 18 mo-12 yr CSA	14' 0" x 15' 0" (4.27m x 4.57m)	66 lb (30 kg)
Four-Seat Teeter with Bubble Top	200007461	2-12, 18 mo-12 yr CSA	16' 0" x 16' 0" (4.88m x 4.88m)	91 lb (41 kg)
Four-Seat Teeter with Plain Top	200007462	2-12, 18 mo-12 yr CSA	16' 0" x 16' 0" (4.88m x 4.88m)	91 lb (41 kg)

ZoomTwist

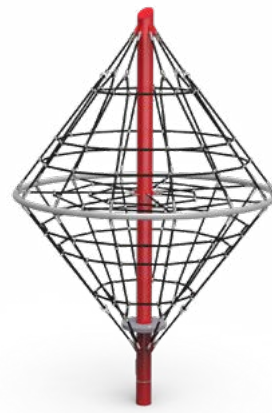
Independent Events

Choose from four different models—each one provides a different level of challenge. For a more inclusive play experience, choose ZoomTwist Duplex, so everyone can join in on the fun!



ZoomTwist

- Spinning increases learning potential, spatial awareness, and rhythm



ZoomTwist Diamond

- Multiple angles provide added challenge
- Utilizes arm, leg, and core strength
- Engages a child's balance and hand-eye coordination



ZoomTwist with Floor

- Spinning increases learning potential, spatial awareness, and rhythm



ZoomTwist Duplex

- Kids can climb inside the structure
- Has an opening to encourage inclusive play
- Tallest of the four models
- Accommodates up to 14 users

PRODUCT	ITEM	AGES	USE ZONE	WEIGHT
ZoomTwist Diamond	200203548	5-12, 5-12 CSA	18' 10" x 18' 10" (5.74m x 5.74m)	246 lb (112 kg)
ZoomTwist Duplex	200203549	5-12, 5-12 CSA	19' 10" x 19' 10" (6.04m x 6.04m)	486 lb (220 kg)
ZoomTwist with Floor	200203546	5-12, 5-12 CSA	18' 10" x 18' 10" (5.74m x 5.74m)	345 lb (156 kg)
ZoomTwist	200203547	5-12, 5-12 CSA	18' 10" x 18' 10" (5.74m x 5.74m)	196 lb (89 kg)

Slides

Independent Events



6' Freestanding Wave Slide



One-Piece Play Builders® Spiral Slide



Independent Hypersonic Slide

- Available in multiple heights



Independent Quantum II Slide

- Available in 5' and 6' heights

PRODUCT	ITEM	AGES	USE ZONE	WEIGHT
6' Freestanding Wave Slide	200203667	5-12, 5-12 CSA	26' 6" x 17' 0" (8.08m x 5.18m)	-
One-Piece Play Builders® Spiral Slide	200122445	2-12, 18 mo-12 yr CSA	21' 0" x 16' 0" (6.40m x 4.88m)	645 lb (293 kg)
Independent Quantum II Slide	200203291	2-12, 18 mo-12 yr CSA	16' 0" x 27' 0" (4.88m x 8.23m)	250 lb (113 kg)
Independent Hypersonic Slide	200202105	5-12, 5-12 CSA	17' 0" x 34' 0" (5.18m x 10.36m)	255 lb (116 kg)

Site Amenities

- 187 Picnic Tables
- 188 Benches
- 189 Accessories
- 190 Play Shade



Picnic Tables & Receptacles

Site Amenities

Our commercial site amenities help you create the ultimate welcoming space. Choosing the right picnic tables, benches, grills, bike racks, and trash receptacles is essential to make your recreational area appealing to visitors. And with three lines – Recycled Plastic, Steel, and Contemporary – you can be sure to find the options that are right for you.

To see all of our site amenities, visit LittleTikesCommercial.com/Site-Amenities



6' Recycled Plastic Picnic Table - Portable



ADA 8' Recycled Plastic Picnic Table - Portable



Square Recycled Plastic Table with Two Seats - Surface Mount



7' Individual Seat Table



Portable Eight-Bike Rack



Multi-Bike Squiggle In-Ground



32 Gallon Recycled Plastic Receptacle with Liner



Traditional 32 Gallon Receptacle - Diamond



Receptacle tops available in Recycle Flat Top, Trash Dome Top, and Recycle Dome Top.

Benches

Site Amenities




6' Recycled Plastic Contemporary Bench with Back



6' Recycled Plastic Plank Bench with Back - Portable



6' Recycled Plastic Plank Bench without Back - Portable



6' Contemporary Bench without Back



6' Buddy Bench with Back - Perforated



6' Contemporary Bench with Back



6' Backless Bench



8' Bench with Back - Diamond - Portable

Accessories

Site Amenities



Dog Crawl Tunnel



Dog Agility Weave Poles



Dog Triple Hoops



Dog Pentagon Hurdle



Dog Fire Hydrant



Dog Steppers



Welcome Sign

- Make your playground more inviting with this fun welcome sign
- Available in ages 2-5, 2-12, and 5-12
- Also available in Spanish and French/English



Vandal-Resistant Firebox



Fire Ring

- Also available as an Adjustable Grate Fire Ring. See our website or your local representative for more information.



PlaySoleil®

- Solar-powered
- Easy-to-install
- Cost-effective
- Does not produce light pollution



KidTimbers® Border Panels & End Caps

- Available lengths: 2' (.6M), 6' (1.8M)
- Double wall rotationally molded to maximize structural integrity
- Available in standard black, premium tan, or red
- Black timber made from 100% pre-consumer recycled plastic



Accessible Wheelchair Ramps

- Widest ramp available in the industry
- Two models available: standard and injected foam for a more rigid surface
- Double ramp also available



Make your playground even more appealing with shade! Shade makes recreational spaces more comfortable for guests, and it extends the life of playground equipment and amenities, so you can be sure your investment will last for years to come.

Our play shades come in eight different styles, and each style is available in multiple sizes. Choose from over 20 post and fabric colors to customize your play shade to your play space (See page 199).



Hip Joined Play Shade

- Features the clean, straight lines of our traditional Hip Play Shade, while sharing steel posts with adjoining shades to reduce the number of columns and increase the shaded footprint.
- Perfect for areas that need more extensive coverage, such as spaces with large play structures. Choose from embedded or recessed base plate mounting styles, and standard or quick release options.
- Shade fabric is available in original or fire-resistant versions.



Single Post Pyramid Play Shade

- Provides up to 260 square feet (24,2m) of coverage with a single column.
- Ideal solution for areas where shade is needed but space is limited, such as seating or dining areas.
- Choose from embedded or recessed base plate mounting styles, and standard or quick release options.
- Shade fabric is available in original or fire-resistant versions.
- For information on shade sizes and heights, contact your local representative.



Two Post Hip Play Shade

- Our most cost-effective option, providing up to 308 square feet of shade from two columns.
- Choose from embedded or recessed base plate mounting styles, and standard or quick release options.
- Shade fabric is available in original or fire-resistant versions.
- For information on shade sizes and heights, contact your local representative.



Mariner Pyramid Play Shade

- Provides the same amount of shade as our Hip and Pyramid Shade options, and features a distinctive overlapping fabric design for a more sophisticated aesthetic.
- Perfect for any outdoor space with a large play structure or dining/seating.
- Choose from embedded or recessed base plate mounting styles.
- For information on shade sizes and heights, contact your local representative.



Hip Play Shade

- Features clean, straight lines and is one of the most commonly used styles for shading large play structures.
- Choose from embedded or recessed base plate mounting styles, and standard or quick release options.
- Shade fabric is available in original or fire-resistant versions.
- For information on shade sizes and heights, contact your local representative.



Full Cantilever Play Shade

- A great option for areas that need extensive shade coverage, free from columns, such as large play structures or bleachers.
- This style features embedded or recessed base plate mounting.
- Shade fabric is available in original or fire resistant versions.
- For information on shade sizes and heights, contact your local representative.



Single Post Pyramid Cantilever Play Shade

- Offers all the benefits of the traditional Single Post Pyramid, and provides a shaded area free from columns.
- Choose from embedded or recessed base plate mounting styles, and standard or quick release options.
- Shade fabric is available in original or fire-resistant versions.
- For information on shade sizes and heights, contact your local representative.



Pyramid Play Shade

- A four-post solution for play spaces that need extensive coverage.
- Features a classic square, peaked roofline.
- Choose from embedded or recessed base plate mounting styles, and standard or quick release options.
- Shade fabric is available in original or fire-resistant versions.
- For information on shade sizes and heights, contact your local representative.

Shade structures have not been tested for CPSIA / ASTM compliance. All of our shade products are designed to withstand nominal wind loads of 90 mph (144,84 kph) with appropriate footing. To extend the life of shade in snowy regions, the shade must be removed for winter.

Warranty

Why Little Tikes Commercial

Little Tikes Commercial warrants its products against structural failure due to defects in materials and workmanship for the warranty periods and material categories prescribed below.

Buyer agrees that products sold by PPLT Farmington, Inc. (PlayPower Little Tikes Commercial) carry only the following warranties:

1. LIMITED WARRANTY FOR AS LONG AS YOU OWN THE PRODUCT: Aluminum deck posts, steel deck posts, stainless steel hardware, cast aluminum parts, and KidBuilder® steel clamps

2. LIMITED FIFTEEN (15) YEAR WARRANTY: All rigid steel playground components, decks, steps, and weldments, rotationally molded and sheet plastic components, plastic lumber, roof panels, and stainless steel slides, except as otherwise specified below.

3. LIMITED TEN (10) YEAR WARRANTY: Fabric shade steel frames, Naturtek™ products, Shadesure™ and Colourshade FR fabrics (Note Exception: Limited Five (5) Year Warranty on Shadesure™ fabrics in colors Red, Yellow, Electric Purple, Zesty Lime, Cinnamon, and Olive.)

4. LIMITED EIGHT (8) YEAR WARRANTY:

- Fiberglass signage, precast PolyFiberCrete or precast concrete products.
- Integrated Shade fabric and components against rot, UV deterioration and defects in materials and

workmanship (Note Exception: Limited Three (3) Year Warranty for fabric in shade of red).

5. LIMITED FIVE (5) YEAR WARRANTY:

- Clever Climbers™ products, including, but not limited to polyethylene slides, enclosures, main structure, decks, and plastic components.
- PVC coating against cracking or peeling.
- Park and Site Amenities (i.e. benches, tables, trash receptacles, etc.).
- GFRP (Glass Fiber Reinforced Polymer) Products.
- Steel core cable nets and rope fittings and connections (Note Exception: Warranty does not cover normal wear and tear such as fraying or facing of cable coating).
- Accessible swing seats latch and hinge mechanism.
- Concerto products (Note Exception: Warranty does not cover mallets or Tall Chime cable assemblies).

6. LIMITED THREE (3) YEAR WARRANTY: KidTiles, Playground Sculptures, products flexible belting, plastic border timbers and accessories, and electronic panel speakers, sound chips, and circuit boards.

7. LIMITED ONE (1) YEAR WARRANTY:

- Learning Lab Sensory Tables and Tot Tree plastic components.
- Swing Seats unless otherwise noted.
- All other products, components and custom pieces that are not specifically listed above, including, without limitation, all moving parts, such as swing hangers and bearings, swivels, chains, whirls, springs and flexible components, and all high wear items, such as trolleys, cables, wheels, and bumper stops related to rail and cable ride products.

LIMITED SIX (6) MONTH WARRANTY:

- PlaySoleil™ solar-powered light.

BUYER'S REMEDY: If any products prove defective or non-conforming under normal use and within the above-prescribed warranty periods and material categories, Buyer must promptly notify Little Tikes Commercial in writing at 878 E. Hwy 60, Monett, MO 65708 USA. Little Tikes Commercial does not warrant that any particular color will be available for any period of time, and reserves the right to discontinue any color for any reason, without recourse by the Purchaser or Owner of the discontinued color. Little Tikes Commercial may elect to inspect the alleged defect at Buyer's site or at Little Tikes Commercial's facility. Buyer shall not return products to Little Tikes Commercial unless authorized by Little Tikes Commercial to do so. Authorized returns must be properly packaged and shipped prepaid and insured, at Buyer's expense. Upon verification of warranty coverage, Little Tikes Commercial may elect, in its sole discretion, to repair defective or non-conforming products, or replace them by delivering products or part(s) of similar functionality free of charge to the site. Little Tikes Commercial's limited warranties do not cover the cost of labor to remove defective or non-conforming part(s) or to install repaired or replacement part(s). By use of these limited warranties, Buyer accepts their terms and limitations, and waives any rights it would otherwise have to claim or assert that such warranties fail of their essential purpose. Buyer agrees that venue for any court action to enforce these limited warranties shall be in Barry or Greene Counties in the State of Missouri.

LIMITATIONS: All warranty periods begin on the date of Little Tikes Commercial's invoice. Repaired and/or replacement part(s) are warranted only for the balance of the original limited warranty period. Warranties extend only to the original Buyer/end user for products purchased from Little Tikes Commercial or a Little Tikes Commercial authorized reseller and are not transferable.

Warranties apply only to Little Tikes Commercial products that are erected and installed in conformance with Little Tikes Commercial's installation instructions, and that are maintained and inspected in conformance with Little Tikes Commercial maintenance and operational instructions.

Unless manufactured with coastal coatings, product installed within 500 yards of a saltwater shoreline will only be covered for half the period of the standard product warranty for defects caused by corrosion.

Warranties specifically do not cover Little Tikes Commercial products:

- for cosmetic damage or flaws occurring under normal use, such as surface scratches, minor chips, hairline cracks, dents, marring, efflorescence, color fade (except for shade fabric as noted above), discoloration, corrosion/rust, fraying, or warping of recycled plastic lumber; that have been modified, altered, or repaired by unauthorized third parties;
- that have not been used as designed or intended, or misused;

• to which non-Little Tikes Commercial parts have been added or substituted;

• that have been removed from their original location and re-installed elsewhere, without pre-approval by Little Tikes Commercial;

• or that have been damaged due to excessive wear and tear, vandalism, abnormal use, abuse, negligence, environmental factors (such as wind-blown sand, salt spray unless the product is manufactured with coastal coating, or airborne emissions from industrial sources), extreme weather (such as hail, flooding, lightning, tornadoes, sandstorms, earthquakes, or wind storms), and acts of God.

THE FOREGOING LIMITED WARRANTY IS THE SOLE AND EXCLUSIVE WARRANTY FOR SELLER'S PRODUCTS, AND IS IN LIEU OF ALL OTHER WARRANTIES, EXPRESS OR IMPLIED, IN LAW OR IN FACT. SELLER SPECIFICALLY DISCLAIMS ALL OTHER WARRANTIES, EXPRESS OR IMPLIED, INCLUDING, WITHOUT LIMITATION, ALL IMPLIED WARRANTIES OF MERCHANTABILITY AND FITNESS FOR A PARTICULAR USE OR PURPOSE, AND ANY IMPLIED WARRANTIES ARISING OUT OF COURSE OF DEALING OR PERFORMANCE OR TRADE USAGE. SELLER SHALL NOT BE LIABLE FOR ANY INCIDENTAL, CONSEQUENTIAL, EXEMPLARY, SPECIAL, OR PUNITIVE DAMAGES, OR ANY LOSS OF REVENUE, PROFIT OR USE, ARISING OUT OF A BREACH OF THIS WARRANTY OR IN CONNECTION WITH THE SALE, INSTALLATION, MAINTENANCE, USE, OPERATION OR REPAIR OF ANY PRODUCT. IN NO EVENT WILL SELLER BE LIABLE FOR ANY AMOUNT GREATER THAN THE PURCHASE PRICE OF A DEFECTIVE PRODUCT.

(claims should be filed within 15 days of receipt of shipment).

Cancellations and Returns: Cancellations will be accepted upon written notification at our offices. Returns will be accepted only when freight charges are prepaid, insured, and we have expressly authorized the return. Please provide invoice number, invoice date, and reason for your return. Parts not included are custom parts, as well as used or damaged parts. There will be a restocking fee for all returned orders and on canceled orders.

Specifications and Product Appearance: PPLT has a policy of continuous product improvement and reserves the right to discontinue or change specifications or product appearance without written notice.

Freight Carrier Information: All freight is shipped unassembled via UPS (if able) or common carrier. On all common carrier shipments, the customer is responsible for unloading. Inside delivery is available for an additional charge.

ADDITIONAL ORDER POLICIES

Prices: Published prices are subject to change without notice. All orders are subject to approval by PPLT. All prices are in U.S. dollars. Product prices are FOB Monett, Missouri and do not include freight – freight charges will be added to product prices. Lease purchasing options are available through the Lease Program.

Invoice Terms: Will be as noted on the invoice. Finance charge of 1 ½ percent per month may be incurred.

Sales Tax: Will be added to the invoice except when a valid tax exempt certificate is furnished. Sales tax percentages are based on delivery destination.

Freight Charges: Products are shipped FOB Monett, MO, Pre-Pay and Add. For orders from Municipalities, Government Agencies, School Systems, and Businesses (listed favorably with Dunn & Bradstreet), freight will be prepaid and added to the invoice in accordance with PPLT's standard freight rate chart. For orders that are to be prepaid, please contact our Sales Department for a firm freight quote before sending your prepaid order.

Weights: Shown as approximate and include packing materials.

Delivery Terms: Within the United States, FOB Monett, MO. For Exports (overseas shipments), typically shipments are EXW (Ex Works Factory) Monett, MO, USA. Consult the PPLT Sales Department for special terms and desired arrangements. Ocean and air freight options are available.

Loss or Damage in Transit: A signed bill of lading is our receipt from a carrier that our shipment to you was complete and in good condition. Before you sign, please check this bill of lading carefully when the shipment reaches you to make sure there are no damages or shortages. Once the shipment leaves our plant, we are no longer responsible for any damage, loss, or shortage. All claims for loss or damage to product should be reported immediately to our Customer Service Department. All claims for product damage and shortage via common carrier must be promptly made by consignee (customer) direct to PPLT's Customer Service Department. When reporting damage, be sure to hold all containers and packing materials for inspection

COMMITMENT TO SAFETY

Nothing is more important than a safe, positive environment for children to play. Our commitment to providing this positive environment starts with meeting and/or exceeding compliance with the performance safety specifications established by organizations such as ASTM, CPSC, CSA, EN, and TÜV. Beyond compliance, we are an active participant in many of these standard writing bodies providing input into the standard development process. Our associates and representatives have the knowledge and experience to provide positive play designs that provide challenge and play value for all children.

COMMITMENT TO THE ENVIRONMENT

Protecting and preserving the environment for our children's future is a priority for everyone at PlayPower LT Farmington, Inc. We are committed to closing the recycling loop by using consumer recycled material wherever possible and ensuring nearly everything we make can be recycled. From steel and aluminum to rubber and plastic, almost everything we make uses some amount of recycled material. By installing a Little Tikes Commercial play structure we are all doing our part to ensure a better world for our children.

GUIDELINES AND STANDARDS

The Consumer Product Safety Commission (CPSC) created playground safety guidelines to help local communities, schools, day care centers, corporations, and other groups build safe playgrounds. The Handbook for Public Playground Safety includes safety guidelines for designing, constructing, operating, and maintaining public playgrounds.
U.S. Consumer Product Safety Commission
Washington, D.C. 20207
E-mail: info@cpsc.gov
www.cpsc.gov

ASTM

The American Society for Testing and Materials (ASTM) is an independent world renowned developer of technical standards utilized in testing products. Standard Consumer Safety Performance Specifications for Playground Equipment for Public Use, F1487 & F2373 establishes nationally recognized safety standards for public playground equipment.
American Society for Testing and Materials
100 Barr Harbor Drive
West Conshohocken, PA 19428-2959
E-Mail: service@astm.org

ASTM-F1487 CAN/CSA-Z614 EN1176

KidBuilders®, SkyBuilders®, PlayBuilders®, MaxPlay® Systems, and Clever Climbers™ play equipment has been tested to be in conformance with safety requirements and standards set forth by ASTM F1487, CAN/CSA - Z614, and EN1176.

When installed according to our layout drawings and installation instructions, KidBuilders, SkyBuilders, PlayBuilders, MaxPlay Systems, and Clever Climber play systems meet guidelines and standards as defined in the US Consumer Product Safety Commission's Handbook for Public Playground Safety, ASTM F1487, and Canadian Standard CAN/CSA-Z614.

KidBuilders, PlayBuilders, MaxPlay Systems, Clever Climbers, and Spring Riders have been certified to the EN 1176 by TÜV Product Service GMBH.



PlayPower LT Farmington, Inc. is a member in good standing of IPEMA, the International Play Equipment Manufacturers Association. IPEMA is a member-driven international trade organization that represents and promotes an open market for manufacturers of play equipment.

In the interest of playground safety, the International Play Equipment Manufacturers Association (IPEMA) provides Third Party Certification Service whereby a designated independent laboratory, TÜV SÜD America Inc., (TÜV), validates an equipment manufacturer's certification of conformance to the ASTM F1487 Standard Consumer Safety Performance Specification for Playground Equipment Public Use, except sections 7.1.1, 10, 13.1.1, 13.2, and 13.3; to CAN/CSA Z614 Children's Playspaces and Equipment, except clauses 10 and 11; or both. A list of current validated products may be viewed at www.ipema.org.

In the interest of playground safety, the International Play Equipment Manufacturers Association (IPEMA) provides a Third Party Certification program whereby a designated independent laboratory, TÜV SÜD America Inc., (TÜV), validates a surfacing manufacturer's certification of conformance to ASTM F1292, Standard Specification for Impact Attenuation Under and Around Playground Equipment Performance Criterion, Section 4.2; ASTM F1292, Standard Specification for Impact Attenuation Under and Around Playground Equipment Performance Criterion (in its entirety); ASTM F3351, Standard Test Method for Impact Testing in Laboratory at Specified Test Height; and for an engineered wood fiber manufacturer its certification of conformance, also to ASTM F2075, Standard Specification for Engineered Wood Fiber for Use as a Playground Safety Surface Under and Around Playground Equipment; and for a Loose Fill Rubber manufacturer its certification of conformance, also to ASTM F3012, Standard Specification for Loose Fill Rubber for Use as a Playground Safety Surface under and around Playground Equipment. A list of current validated products, their thickness and critical height may be viewed at www.ipema.org.

Validation is an ongoing process as new products are certified and released. Please contact your local representative for an updated listing or visit our web site at www.LittleTikesCommercial.com.

Certifications

Why Little Tikes Commercial

CSA

Canadian Standard Association (CSA) is an independent organization whose mission is to provide an open and effective forum for activities facilitating the development of standards to meet national needs. The CSA Standard CAN/CSA-Z614, A Guideline on Children's Playspaces and Equipment was approved.
Canadian Standard Association
5060 Spectrum Way Suite 100
Mississauga, Ontario, Canada L4W 5N6
1-800-463-6727
www.csa.ca

TÜV Product Service

TÜV Product Service is a world renowned leader in testing and certification activities. European Standard EN1176 is the most up-to-date combined European Standard for Commercial Playground Equipment. Use of the TÜV certification mark is evidence to the customer of product quality and compliance to stringent safety standards.
TÜV SÜD America
10 Technology Drive
Peabody, MA 01960
www.TUVamerica.com



PlayPower LT Farmington, Inc. is certified to ISO 9001:2015 & ISO 14001:2015



American Welding Society Certified D1.1



Canadian Welding Bureau Certified



NATURTEK®

Lightweight and durable Naturtek® material is easy to install and maintain, and looks and feels exactly like real trees, rocks, slumps, and logs. Naturtek is made from composite resin, doesn't absorb water, and is UV stable to prevent fading, staining, chipping, and breaking after extended exposure to the elements. Best of all, no touch-ups are necessary because the color in Naturtek is infused throughout the product.



Posts - Three-Step Finishing

High-tensile, cold-formed steel is fortified by a three-step finishing process to ensure durability, corrosion resistance, and color fastness.

- STEP 1: Zincrich™ internal coating on tubes, including weldments
- TUBING: High-tensile, cold formed steel tubing
- STEP 2: Flo-Coat™ pure zinc galvanizing on surface of tubes
- STEP 3: Polyester dry powder coating for vibrant color



Vinyl Deck Coating

All decks receive a vinyl coating that reduces heat transfer and holds up well against aging and corrosion.




Compound Resin

Compound resin gives rotomolded products superior impact strength, durability, color, and UV resistance.



Steel Clamps

Kid Builders® structures utilize a non-slip clamp design that is two times stronger than aluminum alloy clamps and features tamper-resistant hardware.



Direct Connect

Play Builders® structures feature the Direct Connect system that provides a unique dual-tempered fastener, adding strength and durability to the self-drilling tip and threads.

Here are a few of our funding options. For more information, contact your local Little Tikes Commercial representative.



NCL Government Finance Program

As the only Sourcewell-awarded vendor of government financing programs, National Cooperative Leasing (NCL) can ensure you get the highest quality playground equipment with the best tax-exempt municipal financing available. This exclusive opportunity is available to anyone within Sourcewell's cooperative membership. Ease budget concerns and amplify the power of cooperative purchasing with this competitively-bid financing opportunity.



Sourcewell

Little Tikes Commercial is proud to partner with Sourcewell, a national cooperative government partner that focuses on your success by giving you a less complicated way to purchase what you need. By handling the competitive bid process for you, Sourcewell enables you to satisfy local bid requirements quickly and effectively.



NASPO

Little Tikes Commercial is a proud member of NASPO ValuePoint; a national cooperative that facilitates public procurement solicitations and agreements through a lead-state model. With this program, public entities are able to enhance their purchasing power to receive the best quality products and services.



Marlin Leasing

Marlin Leasing can help you get the playground equipment you need while preserving capital. Founded in 1997, Marlin is a well-established, publicly traded company that leads the equipment financing industry. Leasing your playground requires less money up front and provides both credit and tax benefits. Whether you're interested in preserving your bank credit lines for payroll and unexpected costs, minimizing balance sheet liabilities, or taking the full depreciation of your new playground equipment in the first year, your local Little Tikes Commercial sales representative can walk you through your options.



For more information on funding resources, visit LittleTikesCommercial.com/Funding

3-D Rock Challenge124
 360° Overhead Ladder.....147
 3D Tree Post Topper.....152
 4 x 4 Climber.....121
 6' Freestanding Wave Slide185
 8' Arch Bridge with Safety Rails...131
 8' Combo Overhead147
 90° Bridge131
 90° Crawl Tunnel.....129
 90° Extended Crawl Tunnel129
 90° Fun Wheels.....146
 Abacus Panel.....137
 Abacus Reach Panel.....137
 Accessible Bridge131
 Accessible Wheelchair Ramps....189
 Accessories149, 189
 Accordion Climber121
 Activity Panels.....134
 Activity Panels with Inserts.....134
 Agility Pods.....157
 Alex's Lemonade Stand.....134
 Alphabet Panel.....136
 Animal Crawl Tunnel.....129
 Animal Panel136
 Arch Chain Climber123
 Arched Link (KB to NRG).....157
 ATV Spring Rider.....183
 Barn Theme143
 Beat Blocks.....138
 Belt Swing Seat.....175
 Benches.....188
 Bermuda Triangle173
 Black Bear Tunnel Climber107
 Blue Butterfly Climber107
 Boingo138
 Bongo Panel.....137
 Bowed Challenge Ladder.....146
 Braille Panel134
 Bridges130
 Bubble Mirror Panel.....137
 Bubble Panel.....137
 Bulldozer Spring Rider.....183
 Bumpy Climber.....123
 Bunny Climber.....106
 Burmese Bridge Climber130
 Butterfly Post Topper.....152
 Calvin the Caterpillar109
 Cargo Bridge Climber130
 Castle Theme144
 Cat Walk.....131
 Center Deck Access.....125
 Certifications.....193
 Chain Net Climber.....123
 Chicken Spring Rider182
 Circle Challenge Ladder.....147
 Clatter Bridge with Guard Rails ...131
 Clever Climbers®110
 Cliff Climb124

Climbers118
 Clubhouses.....98
 Colored Kick Plates with Faces...149
 Colors.....198
 Colossus Slide.....127
 Concerto.....177
 Coral Reef Climber.....107
 Cosmic Catwalk131
 Counter Panel138
 Crawl Panel135
 Crazy Curtain.....118
 Crazy Hoop-La® Bridge Climber.130
 Crazy Straw Climber122
 Curly Climber.....122
 Curved Climbing Wall118
 Curved Slide.....127
 Custom.....24
 Cylinder Climber122
 Deck-to-Deck Incline Climber.....124
 Deck to Deck Steps.....125
 Dinosaur109
 Disco Party Panel - Deck Mount .133
 Dog Agility Weave Poles189
 Dog Crawl Tunnel.....189
 Dog Fire Hydrant.....189
 Dog Pentagon Hurdle.....189
 Dog Steppers189
 Dog Triple Hoops189
 Door Panel.....138
 Double Crawl Tunnel129
 Double Entry Quantum II Slide...126
 Double Ring Trek.....147
 Double Stacked Timber Climb....162
 Double Wide Slide127
 Dragon Challenge.....109
 Dragonfly.....181
 Drama Village.....108
 Dual Steering Panel136
 Early Childhood Climbers.....111
 Early Childhood Structures100
 Elbow Slide128
 Elbow Tunnel Slide.....128
 Electronic Animal Panel136
 Fan Climber122
 Find-the-Dino Panel138
 Finger Maze Panel136
 Fire Escape Ladder.....123
 Fire Truck Theme142
 Floating Balance Beam108
 Floating Pommel.....159
 Floating Stones131
 Flower Post Topper.....152
 Four-Seat Teeter.....183
 Four Tikes of Steel172
 Four Wheeler.....171
 Freestyler181
 Frog.....109
 Frog Climber.....106

Frontier Theme.....144
 Funding.....195
 Fun Wheel.....157, 158
 Fun Wheels.....146
 Fun with Words Panel.....136
 Gallagher the Grasshopper.....183
 Game Table with Seats.....108
 Gator Climber.....106
 Gator Walk.....109
 Gear Panel.....137
 Gelefish® Play Structures.....74
 Generation Swing Seat.....175
 Giants Causeway173
 Gibraltar Ascent.....170
 Gibraltar Peak170
 Gibraltar Summit.....170
 Gorilla Tunnel Climber107
 Grand Canyon173
 Grand Strand.....165
 Hammerhead Shark Climber107
 Hang Out Seats.....138
 Harry the Hippo109
 Hillside Slide deck and rails127
 Hogs Back173
 Hoop-La®171
 Hoop-La® Bridge Climber130
 Hoop-La® Traverse.....159
 Hoop Alley159, 173
 Horse Spring Rider182, 183
 Hub.....158
 Hula Loop121
 Hypar Net165
 Hypersonic Slide.....127
 Inchworm Climber.....106
 Incline Crawl Tunnel129
 Inclusive Play Structures54
 Inclusive Seat.....175
 Independent Climbers.....170
 Independent Hypersonic Slide...185
 Independent Quantum II Slide....185
 Infinity® Climbers.....120, 169
 Inline Rail158
 Integrated Shade153
 Jack Hammer181
 Jungle Climber.....125
 Jungle Rock Climber.....107
 Jungle Rock Link.....107
 Kid Builders® Themed Structures 70
 Kid Builders® Play Structures64
 KidTimbers®189
 Klondike.....173
 Ladder Panel.....123
 Ladybug Climber.....106
 Ladybug Hill Tunnel Climber.....106
 Lattice Panel.....137
 Leaf Post Topper152
 Leg Lift Loop.....149
 Living Art Panel.....133


Log Roll.....132
 Log Step Climber106
 Lola the Snail.....183
 Loop Challenge.....157
 Loop Challenge Ladder.....147
 Loop Climber.....122
 Loop Rail.....158
 Lumberjack Hollow Tunnel.....106
 Magellan Straights.....173
 Mantis.....180
 Math Panel136
 Matrix Bridge Climber167
 Matrix Web Single 2M.....167
 Matrix Web Single 4M.....167
 Matrix Web Twin Tower 6M.....166
 MaxPlay® Play Structures90
 MaxPlay® Swings.....176
 Maypole.....180
 Melody Maker Panel.....138
 Melody Maker Reach Panel138
 Mirage Seat.....175
 Mirror Panel.....137
 Monkey Lean Out Panel135
 Moo Match Panel136
 Motion Play.....132, 180
 Morphous Slide127
 Multi-user Swing.....23, 176
 Mushroom Path Stepper106
 Musical Clubhouse98
 Nectar the Bee183
 NRG Builders®156
 NRG Builders® Climbers.....173
 NRG Double Web Crawler173
 NRG Floating Ladder173
 NRG Freestyle80, 158
 NRG Freestyle Ring Trek158
 NRG Hammock173
 NRG Kinetics™154
 NRG Kinetics™ Play Structures76
 NU-Edge® Play Structures42
 NU-Edge® Arched Log Climber ...116
 NU-Edge® Birch Collection....16, 114
 NU-Edge® Birch Tree Canopy.....152
 NU-Edge® Climbers.....115, 162
 NU-Edge® Clubhouse.....115
 NU-Edge® Crawl Log.....163
 NU-Edge® Culvert Climber115
 NU-Edge® Culvert Climber163
 NU-Edge® Diamond Climb.....116
 NU-Edge® Double Wall Climber ..115
 NU-Edge® Fun Rock - Lg116, 163
 NU-Edge® Fun Rock - Med...116, 163
 NU-Edge® Fun Rock - Small.....163
 NU-Edge® GSX.....117, 164
 NU-Edge® Influx Climber116
 NU-Edge® Log Slice Climber116
 NU-Edge® Lumberjack Climber...115
 NU-Edge® Plank Bridge Climber .116

NU-Edge® Plank Climb.....115
 NU-Edge® Play Structures42
 NU-Edge® Rock Challenge Wall ..116
 NU-Edge® Rope Scramble115
 NU-Edge® Treehouse Panels.....134
 NU-Edge® Trellix.....14
 NU-Edge® Stacked Timber Wall ..116
 NU-Edge® Trail Climber 48"115
 NU-Edge® Tree Climb.....115
 NU-Edge® Tree Stumps.....116, 163
 NU-Edge® Tri-Rock.....116
 NU-Edge® X Climber115
 Ocean Surge.....156
 Octopus Climber.....118
 One-Piece Play Builders® Slide ..185
 Overhead Link (KB to NRG)157
 Overheads.....146
 Palm Tree Roof152
 Parachute Panel.....137
 Pedal Pod Climber121
 Pedal Pod Loop.....121
 Pedal Twist.....121
 Perch Alley.....157
 Periscope Panel138
 Piano Panel138
 Picnic Tables & Receptacles.....187
 Picture Communication Panel135
 Play Builders® Structures.....86
 Play Shade.....190
 PlaySoleil®189
 PlayStax® Components.....141
 PlayStax® Play Structures60
 PlayStax® Roof.....152
 Play Table108
 Pogo Pod181
 Pommel Climber121
 Post Players.....21
 Post Toppers20, 152
 Pretend Play.....108
 Pufferfish Tunnel Climber.....107
 Pyramid Topper.....153
 Quality194
 Quantum II Slide.....126, 156
 Quantum II Spiral Slide126
 Raft Rider.....181
 Raft Swing176
 Rainbow Loops.....171
 Ramps.....149
 Revolution Inclusive Spinner.....179
 Ring Challenge Ladder.....147
 Ring Trek.....148, 157
 Rock Pile With Palm Trees.....171
 Rocky Rambler124
 Rock'N Ship Glider.....179
 Roller Slide126
 Roofs.....150
 Rope Climbers.....164
 Rope Tower118

Ross Ice Shelf.....173
 Roundabout Overhead148
 Rung Ladder.....123
 Rung Overhead.....157
 Safety Panel w/Plastic Wheel136
 Sagging Climber124
 Sail Topper.....153
 Sand and Water Table.....108
 Scarlet the Ladybug.....183
 Scrambled Scales Panel.....133
 Sculpture Play106
 Seat Panel138
 See-Saw Snake180
 Sensory Clubhouse.....98
 Seven-Station Play Factory138
 Seven Stone Climber123
 Shade over Swings23, 174
 Sheep Spring Rider.....182
 Ship Theme145
 Side Step.....159
 Side Step Climber121
 Sign Language Panel.....118
 Silly Face Panel135
 Silo Climber122
 Silo Scramble118, 166
 Simon Says Panel.....133
 Single Fun Wheel.....146
 SkyBuilders® Play Structures.....82
 Slalom Slide.....126
 Slides126, 185
 Sliding Pole.....122
 Snake Challenge Ladder148
 Snake Pole.....122
 Solo Pod159
 Solo Spinner181
 Spinfinity® Sitting132
 Spinfinity® Standing132
 Spin Rocker181
 Spiral Climber.....121
 Spiral Slide.....128
 Spiral Tunnel Slide128
 Spoke.....158
 Spring Riders.....20,182
 Stacked Timber Balance Beam...162
 Stacked Timber Climb162
 Stacked Timber Wall.....159
 Stainless Steel Double Slide128
 Stainless Steel Single Slide128
 Stainless Steel Spiral Slide.....128
 Stairs125
 Standard Swings176
 Stand 'N Spin181
 Stax Climbers119, 130, 168
 Steel Abacus Panel.....137
 Steel Counter and Vallance.....137
 Steel Crawl Panel.....135
 Steel Crawl Tunnel129
 Steel Curved Climbing Wall.....171

Plastic Colors

Produced with a compound resin, UV stabilizers, and anti-static guard for superior color fastness, strength, and durability.




Compression Molded Plastic Color Combinations



Belt Swing Seat Colors




Tire Swing Colors



Vinyl Coating Colors

Available coating colors for decks, steps, ramps, and bridges are shown below. Some colors are not available on certain structures—see your representative for details.




Post and Accent Colors

Achieved with a multi-layer paint application process that combats rust/corrosion and ensures a long-lasting finish.




Shade Fabric Colors



Shade Fire Retardant Fabric Colors

Rated the best fire retardant shade fabrics in the industry and they tolerate exposure to harsh and extreme outdoor elements. These fabrics also conform to and exceed California's State Fire Marshall Flame - RETARDENCY Test and the NFPA701 Standard Methods of Fire tests for Flame Propagation.



Colors are subject to change without notice. The color swatches are for reference only, and are an approximation that do not reflect the properties of physical materials, and can vary when printed. For more information on color samples and the most up-to-date specifications consult your local representative. Little Tikes Commercial uses high quality materials and state of the art manufacturing processes. Commercial playgrounds and products are subjected to years of environmental and solar exposure. Such extreme exposure takes its toll on paints and pigments, and all colors will fade over time. Little Tikes Commercial does not warrant against color fading or discoloration. It is important to properly maintain your playground to ensure its longevity. Depending on environmental conditions at your location, the installation of fabric shade structures may help to delay fading and discoloration.

Reds and Yellows and Blues—Oh My!

From the brightest of blues to the hottest of reds, Little Tikes Commercial's color palettes help you achieve the intended narrative for your project. Maybe you're looking to design a jungle-themed playground with sunlit greens and blossoming lavender, or maybe you're aiming even higher, searching for sky-rocketing silvers and extraterrestrial purples. Color choice can make the difference between an aquatic adventure and a trek across the Sahara. It also can set the tone, establishing either an active adventure space or a soothing quiet zone. Color impacts the playground in as many ways as there are shades—luckily, we have the tools to help you find the best choices for your play space.



Sunny Days

To choose your palette, pick a color for the main structure, and then post and accent colors to complement your main choice.

Differentiating the details by choosing specific shades, vinyl, ropes, and even belt swings can also help your play space look and feel more cohesive. Contact your representative to learn more about how your choices of color and material can make an impact.



Mardi Gras



Cool Blue



Ladybug



Midnight



Chocolate



Deep Woods



Marmalade



Primary 2.0



Evergreen



Parakeet



Star-Spangled




Forest



Grapevine



Meteor



Treehouse



Neon



Sultan



Fantasia



Cranberry



Daydream



Waves



Wild West



Sugarplum



Tides



Arcade



878 E. Highway 60
Monett, Missouri, USA 65708
800.325.8828
Fax: 417.354.2273
LittleTikesCommercial.com



www.littletikes.com

© The Little Tikes Company, an MGA Entertainment company. LITTLE TIKES® is a trademark of Little Tikes in the U.S. and other countries. All logos, names, characters, likenesses, images, slogans, and packaging appearance incorporating or displaying the LITTLE TIKES® trademark are property of Little Tikes. Used under license by PlayPower, Inc. PlayPower LT Farmington, Inc. is a PlayPower, Inc. company. • ©2024 PlayPower, Inc. All rights reserved.



To learn more about our partnership with Unlimited Play, visit LittleTikesCommercial.com/Unlimited-Play